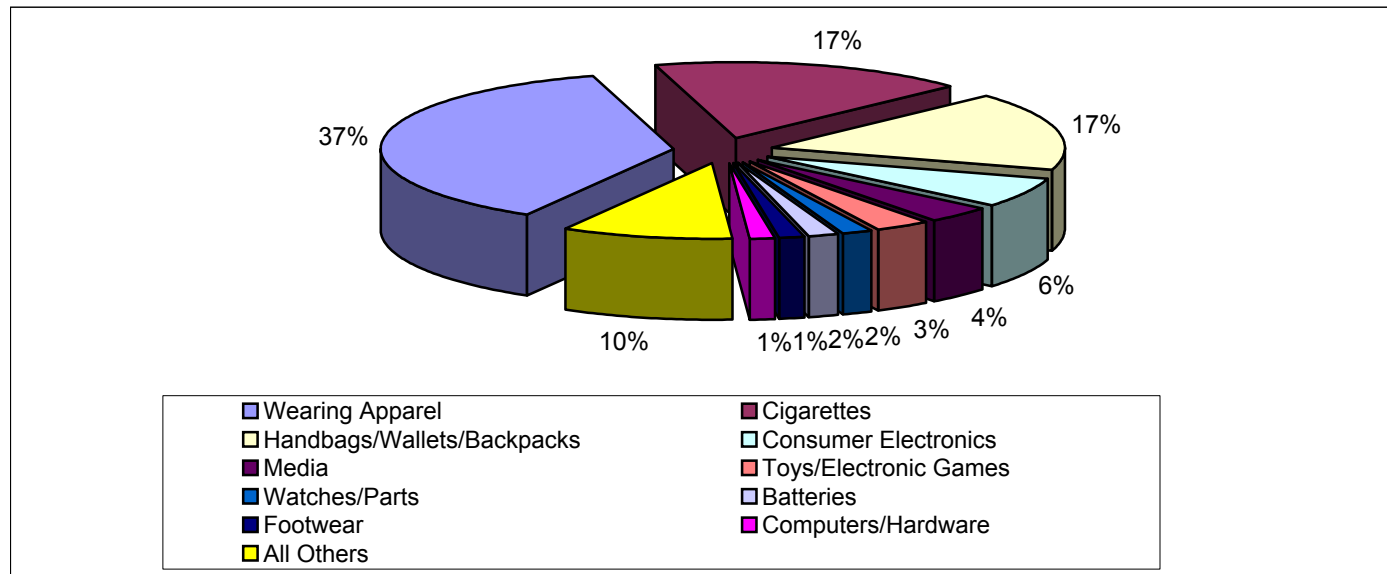


**Department of Homeland Security
U.S. Customs and Border Protection and U.S. Immigration and Customs Enforcement
FY 2004 Top IPR Commodities Seized**

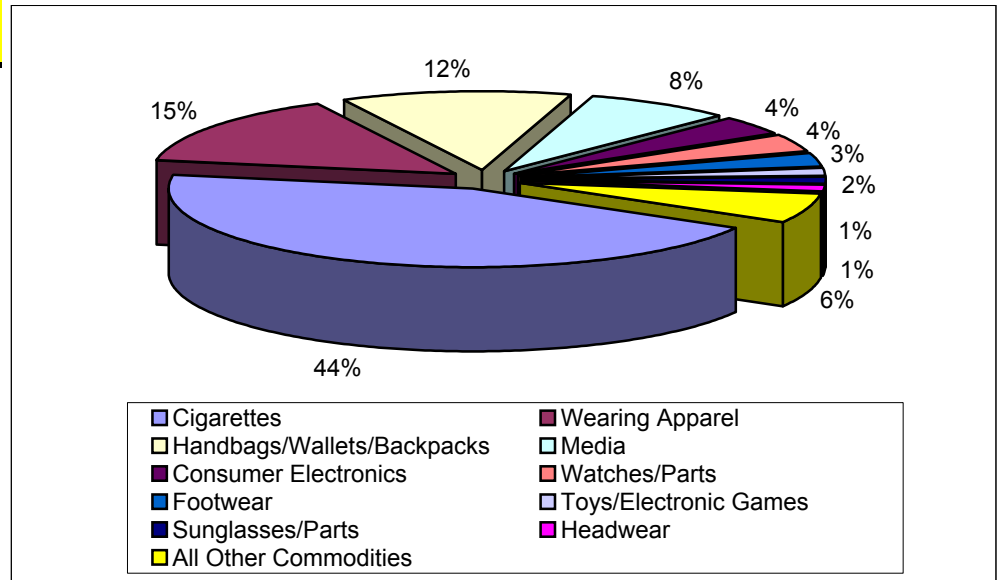


Commodity	Domestic Value	Percent of Total
Wearing Apparel	\$51,736,651	37%
Cigarettes	\$24,161,416	17%
Handbags/Wallets/Backpacks	\$23,189,817	17%
Consumer Electronics	\$8,880,113	6%
Media	\$5,050,269	4%
Toys/Electronic Games	\$3,971,321	3%
Watches/Parts	\$2,543,387	2%
Batteries	\$2,318,603	2%
Footwear	\$2,048,523	1%
Computers/Hardware	\$1,683,811	1%
All Others	\$13,183,974	10%
Total FY 04 Domestic Value	\$ 138,767,885	
Number of Seizures	7,255	

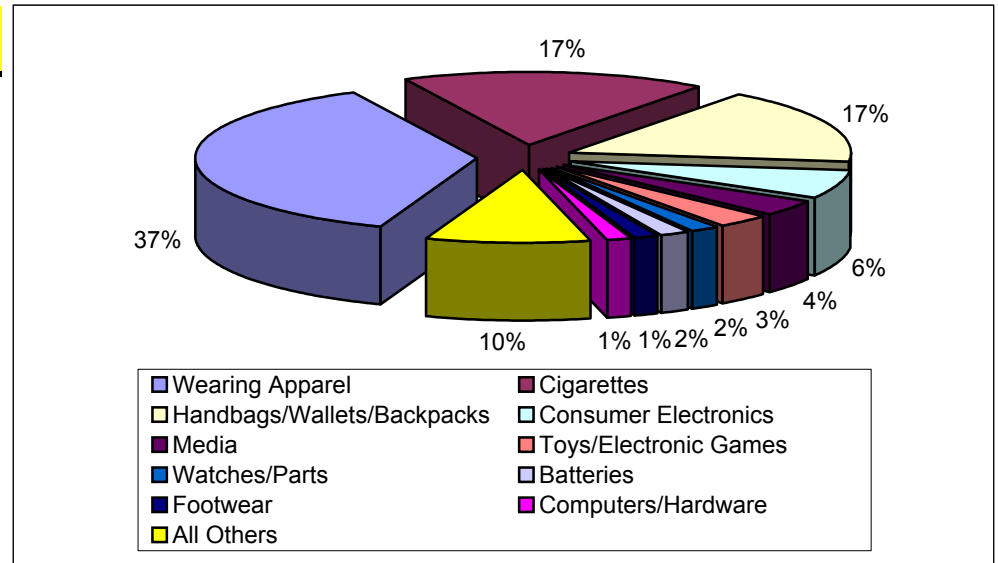
Note: **Media** includes motion pictures on tape, laser disc, and DVD; interactive and computer software on CD-ROM, CD-R, and floppy discs; and music on CD or tape. **Consumer Electronics** includes cell phones and accessories, radios, power strips, electrical tools and appliances.

Department of Homeland Security
U.S. Customs and Border Protection and U.S. Immigration and Customs Enforcement
FY 2003 and FY 2004 Top IPR Commodities Seized

FY 03 Commodity	Domestic Value	Percent of Total
Cigarettes	\$ 41,720,129	44%
Wearing Apparel	\$ 13,888,823	15%
Handbags/Wallets/Backpacks	\$ 11,458,259	12%
Media	\$ 7,357,876	8%
Consumer Electronics	\$ 3,779,736	4%
Watches/Parts	\$ 3,384,025	4%
Footwear	\$ 2,555,386	3%
Toys/Electronic Games	\$ 1,510,839	2%
Sunglasses/Parts	\$ 1,380,542	1%
Headwear	\$ 1,286,198	1%
All Other Commodities	\$ 5,697,414	6%
Total FY 03 Domestic Value	\$ 94,019,227	
Number of Seizures	6,500	

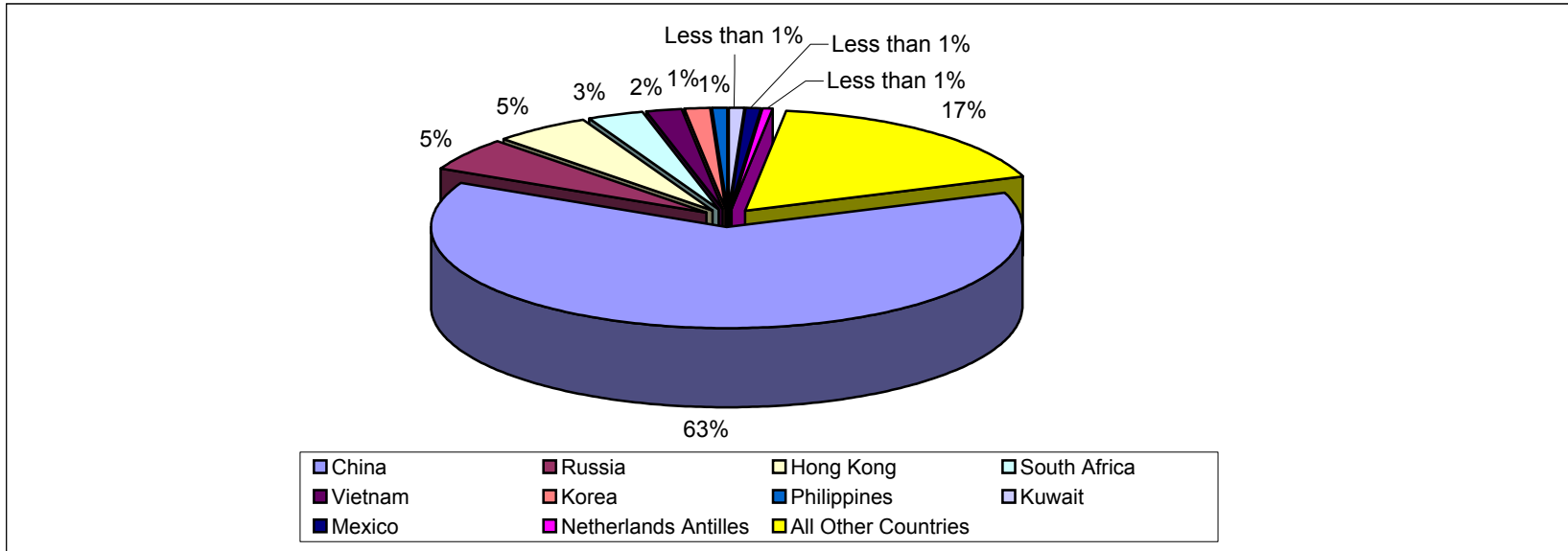


FY 04 Commodity	Domestic Value	Percent of Total
Wearing Apparel	\$51,736,651	37%
Cigarettes	\$24,161,416	17%
Handbags/Wallets/Backpacks	\$23,189,817	17%
Consumer Electronics	\$8,880,113	6%
Media	\$5,050,269	4%
Toys/Electronic Games	\$3,971,321	3%
Watches/Parts	\$2,543,387	2%
Batteries	\$2,318,603	2%
Footwear	\$2,048,523	1%
Computers/Hardware	\$1,683,811	1%
All Others	\$13,183,974	10%
Total FY 04 Domestic Value	\$ 138,767,885	
Number of Seizures	7,255	



Note: **Media** includes motion pictures on tape, laser disc, and DVD; interactive and computer software on CD-ROM, CD-R, and floppy discs; and music on CD or tape. **Consumer Electronics** includes cell phones and accessories, radios, power strips, electrical tools and appliances.

**Department of Homeland Security
U.S. Customs and Border Protection and U.S. Immigration and Customs Enforcement
FY 2004 Top Trading Partners for IPR Seizures**



Trading Partner	Domestic Value	Percent of Total
China	\$ 87,274,373	63%
Russia	\$ 7,304,746	5%
Hong Kong	\$ 7,019,670	5%
South Africa	\$ 4,444,218	3%
Vietnam	\$ 2,599,561	2%
Korea	\$ 1,960,980	1%
Philippines	\$ 1,352,021	1%
Kuwait	\$ 1,071,068	Less than 1%
Mexico	\$ 1,018,107	Less than 1%
Netherlands Antilles	\$ 1,013,539	Less than 1%
All Other Countries	\$ 23,709,602	17%
Total FY 04 Domestic Value	\$ 138,767,885	
Number of Seizures	7,255	

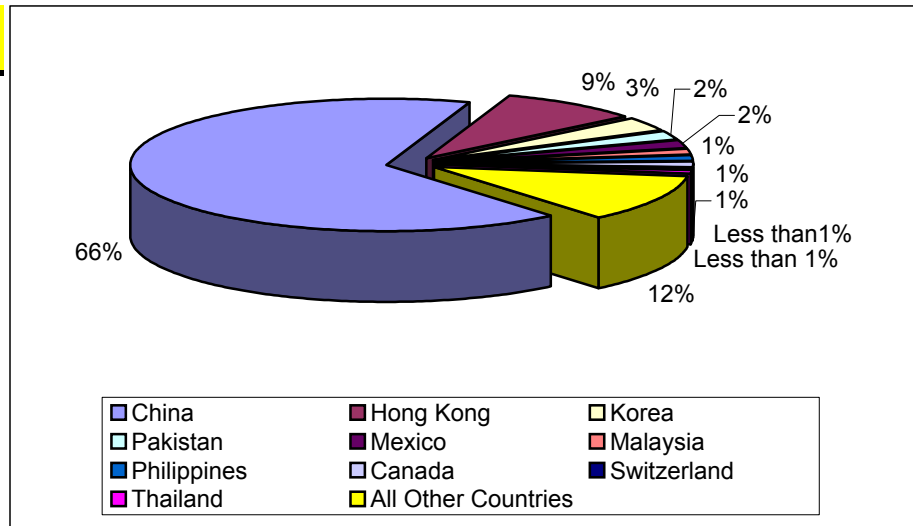
Figures for trading partners are based on country of origin and/or country of export as listed in the seizure report.

Department of Homeland Security

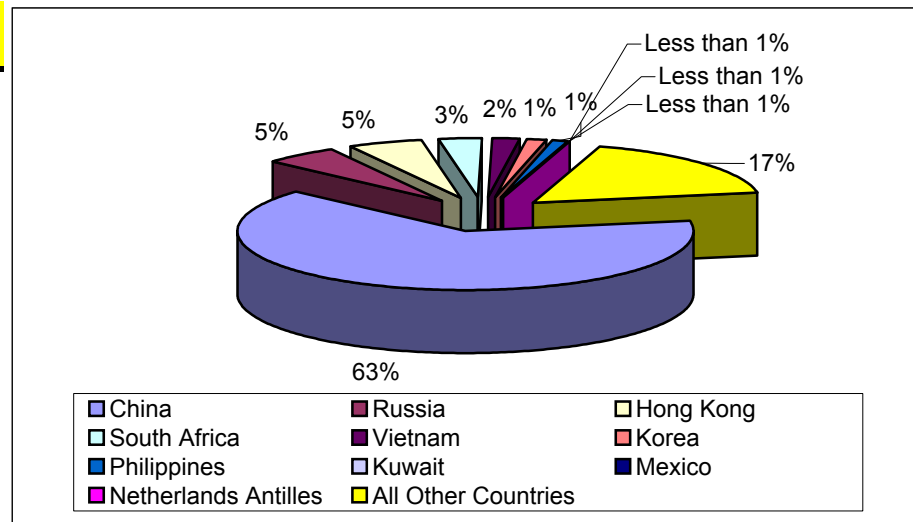
U.S. Customs and Border Protection and U.S. Immigration and Customs Enforcement

FY 2003 and FY 2004 Top Trading Partners for IPR Seizures

FY 03 Trading Partner	Domestic Value	Percent of Total
China	\$ 62,468,018	66%
Hong Kong	\$ 8,236,507	9%
Korea	\$ 3,219,268	3%
Pakistan	\$ 2,010,465	2%
Mexico	\$ 1,966,929	2%
Malaysia	\$ 1,331,925	1%
Philippines	\$ 1,224,058	1%
Canada	\$ 1,189,160	1%
Switzerland	\$ 676,197	Less than 1%
Thailand	\$ 662,112	Less than 1%
All Other Countries	\$ 11,034,588	12%
Total FY 03 Domestic Value	\$ 94,019,227	
Number of Seizures	6,500	



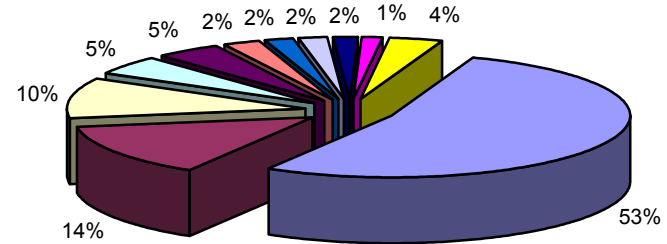
FY 04 Trading Partner	Domestic Value	Percent of Total
China	\$ 87,274,373	63%
Russia	\$ 7,304,746	5%
Hong Kong	\$ 7,019,670	5%
South Africa	\$ 4,444,218	3%
Vietnam	\$ 2,599,561	2%
Korea	\$ 1,960,980	1%
Philippines	\$ 1,352,021	1%
Kuwait	\$ 1,071,068	Less than 1%
Mexico	\$ 1,018,107	Less than 1%
Netherlands Antilles	\$ 1,013,539	Less than 1%
All Other Countries	\$ 23,709,602	17%
Total FY 04 Domestic Value	\$ 138,767,885	
Number of Seizures	7,255	




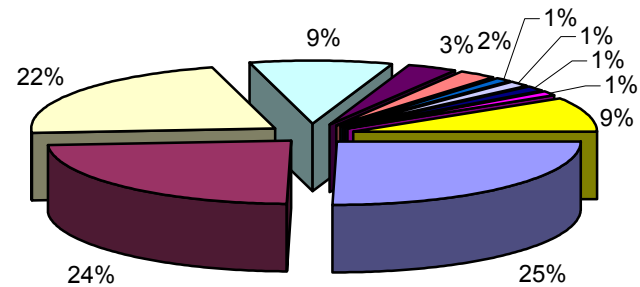
Figures for trading partners are based on country of origin and/or country of export as listed in the seizure report.

China

FY 2003	Domestic Value	% of Total Value
Cigarettes	\$ 33,160,962	53%
Handbags/Wallets/Backpacks	\$ 8,696,099	14%
Wearing Apparel	\$ 6,545,044	10%
Consumer Electronics	\$ 3,078,206	5%
Media	\$ 2,839,316	5%
Footwear	\$ 1,518,293	2%
Sunglasses/Parts	\$ 1,261,576	2%
Toys/Games	\$ 1,190,549	2%
Headwear	\$ 1,068,865	2%
Watches/Parts	\$ 861,435	1%
All Other Commodities	\$ 2,247,673	4%
Total FY 03 Domestic Value	\$ 62,468,018	
Number of Seizures	2,056	



FY 2004	Domestic Value	% of Total Value
Cigarettes	\$22,054,223	25%
Wearing Apparel	\$20,596,743	24%
Handbags/Wallets/Backpacks	\$19,135,618	22%
Consumer Electronics	\$8,280,914	9%
Toys/Electronic Games	\$2,942,044	3%
Batteries	\$2,045,319	2%
Belts	\$1,169,004	1%
Watches/Parts	\$1,134,521	1%
Sunglasses/Parts	\$1,120,277	1%
Automotive/Motorized Vehicles	\$1,114,102	1%
All Other Commodities	\$7,681,608	9%
Total FY 04 Domestic Value	\$ 87,274,373	
Number of Seizures	2,826	



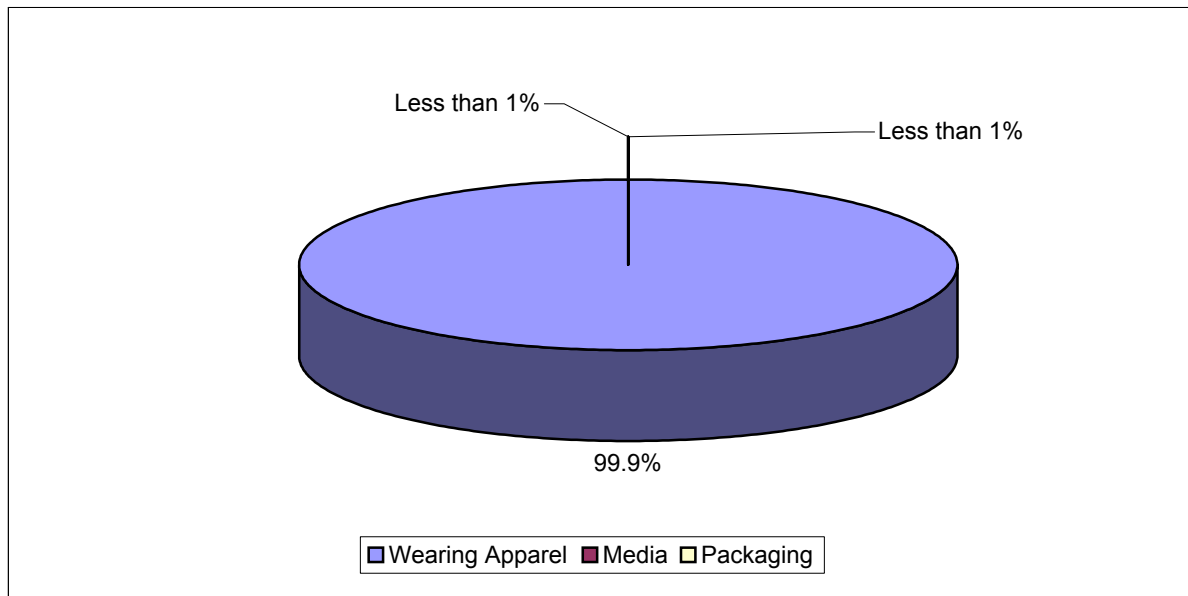
Note: **Media** includes motion pictures on tape, laser disc, and DVD; interactive and computer software on CD-ROM, CD-R, floppy discs; and music on CD or tape. **Consumer Electronics** includes cell phones and accessories, radios, power strips, electrical tools and appliances.

Russia

FY 2004*	Domestic Value	% of Total Value
Wearing Apparel	\$ 7,299,577	99.9%
Media	\$ 5,168	Less than 1%
Packaging	\$ 1	Less than 1%
Total FY 04 Domestic Value	\$ 7,304,746	
Number of Seizures	2,056	

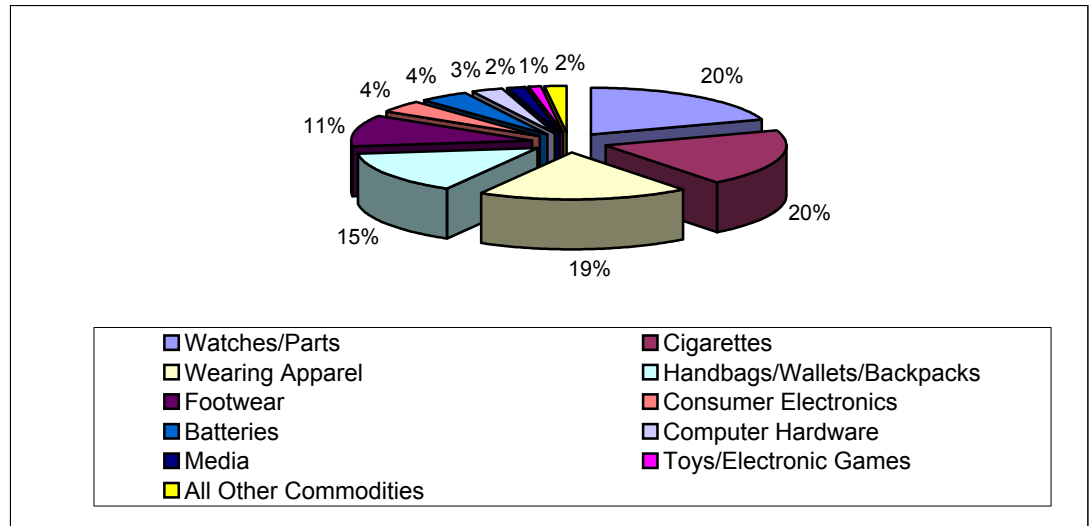
*Russia was not among the top five trading partners for IPR seizures in FY 03

Note: **Media** includes motion pictures on tape, laser disc, and DVD; interactive and computer software on CD-ROM, CD-R, floppy discs; and music on CD or tape.

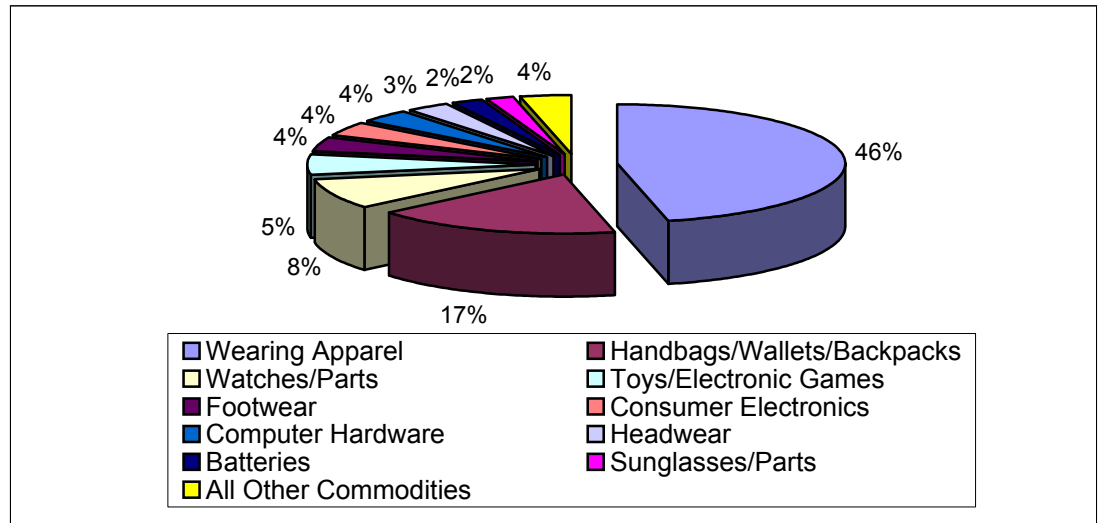


Hong Kong

FY 2003	Domestic Value	% of Total Value
Watches/Parts	\$ 1,624,832	20%
Cigarettes	\$ 1,617,360	20%
Wearing Apparel	\$ 1,568,945	19%
Handbags/Wallets/Backpacks	\$ 1,210,270	15%
Footwear	\$ 893,942	11%
Consumer Electronics	\$ 348,771	4%
Batteries	\$ 348,108	4%
Computer Hardware	\$ 235,377	3%
Media	\$ 130,833	2%
Toys/Electronic Games	\$ 102,179	1%
All Other Commodities	\$ 155,890	2%
Total FY 03 Domestic Value	\$ 8,236,507	
Number of Seizures	1291	



FY 2004	Domestic Value	% of Total Value
Wearing Apparel	\$3,257,405	46%
Handbags/Wallets/Backpacks	\$1,228,179	17%
Watches/Parts	\$590,121	8%
Toys/Electronic Games	\$376,000	5%
Footwear	\$281,790	4%
Consumer Electronics	\$268,612	4%
Computer Hardware	\$263,387	4%
Headwear	\$212,868	3%
Batteries	\$153,683	2%
Sunglasses/Parts	\$132,907	2%
All Other Commodities	\$254,718	4%
Total FY 04 Domestic Value	\$ 7,019,670	
Number of Seizures	967	



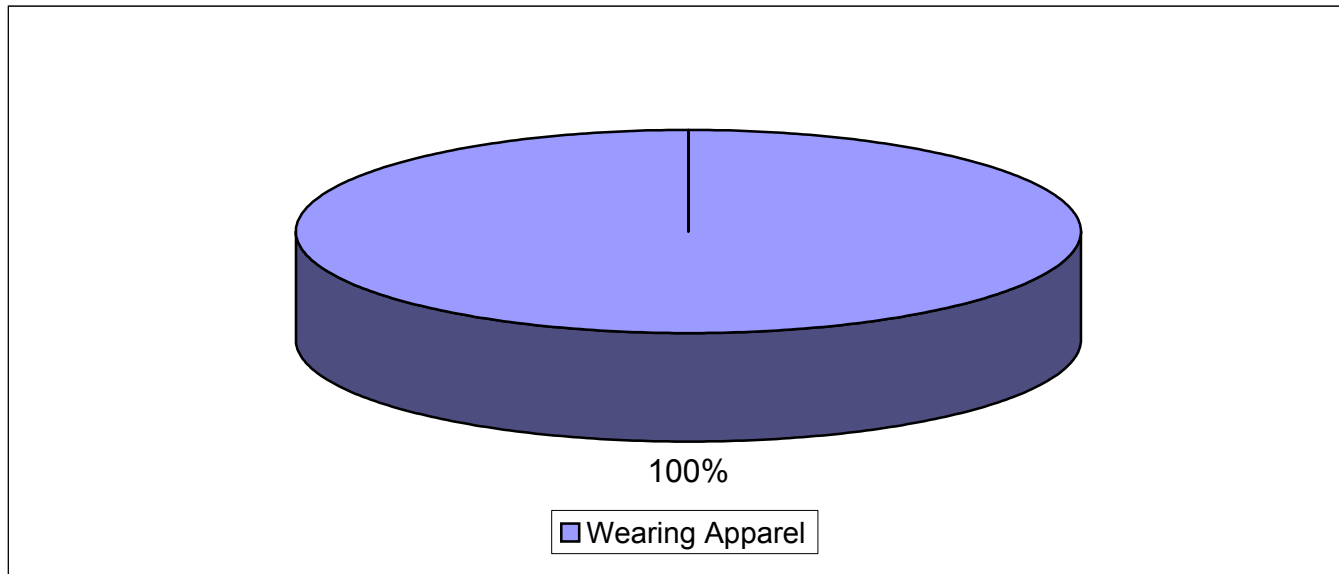
Note: **Media** include motion pictures on tape, laser disc, and DVD; interactive and computer software on CD-ROM, CD-R, floppy discs; and music on CD or tape. **Consumer Electronics** includes cell phones and accessories, radios, power strips, electrical tools and appliances. **Identifying Elements** include labels, rivets, tags, etc.

South Africa

FY 2004*	Domestic Value	% of Total Value
Wearing Apparel	\$ 4,444,218	100%

Total FY 04 Domestic Value \$ 4,444,218
Number of Seizures 35

*South Africa was not among the top five trading partners for IPR seizures in FY 03



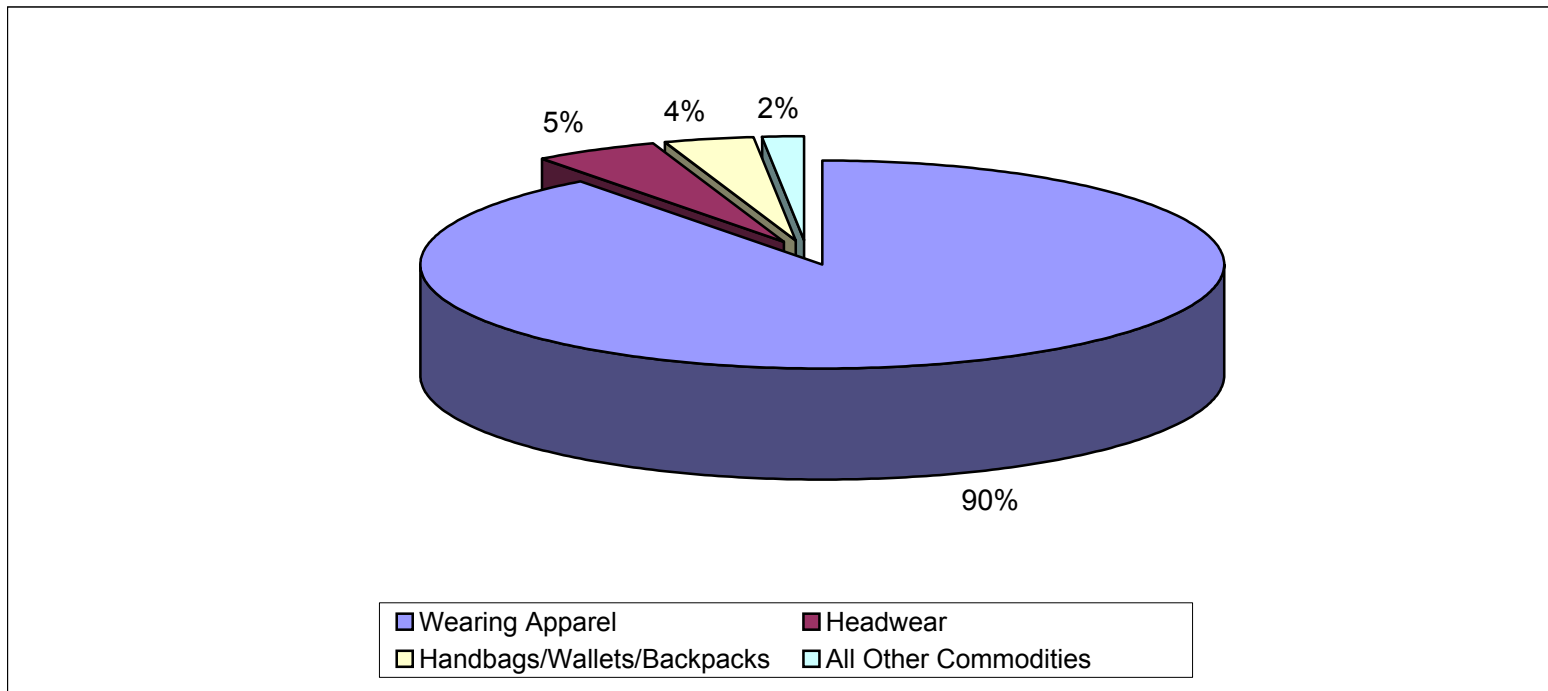
Vietnam

FY 2004*	Domestic Value	% of Total Value
Wearing Apparel	\$2,329,881.00	90%
Headwear	\$129,090.00	5%
Handbags/Wallets/Backpacks	\$94,336.00	4%
All Other Commodities	\$46,254.00	2%

Total FY 04 Domestic Value \$ 2,599,561

Number of Seizures 98

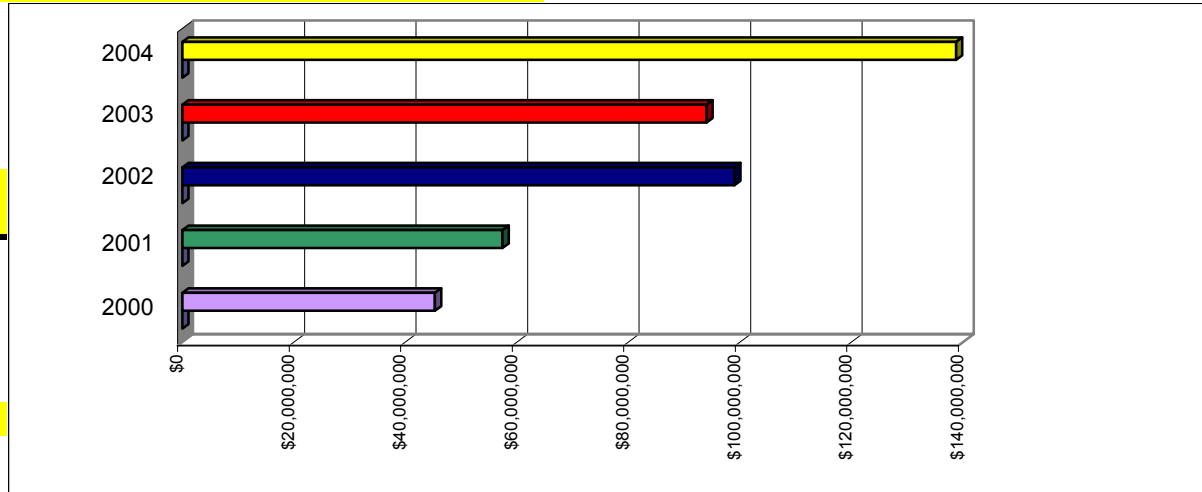
*Vietnam was not among the top five trading partners for IPR seizures in FY 03



Domestic Value of IPR Seizures (FY 2000 - FY 2004)

The Domestic Value of IPR seizures in FY 2004 increased almost 48% from FY 2003, to reach the highest level in the history of Customs/Department of Homeland Security.

Fiscal Year	Total Domestic Value (IPR)
2004	\$ 138,767,885
2003	\$ 94,019,227
2002	\$ 98,990,341
2001	\$ 57,438,680
2000	\$ 45,327,526



Total IPR Seizures (FY 2000 - FY 2004)

The seizure total reflects a 11.6% increase in the number of seizures from fiscal year 2003 to 2004, and is more than double the number seized in FY 2001 and FY 2000.

Fiscal Year	Number of IPR Seizures
2004	7,255
2003	6,500
2002	5,793
2001	3,586
2000	3,244

