

# ANSI X.12 Truck Import Manifest Implementation Guide

358 Customs Consist/Trip Information

October 2024



U.S. Customs and  
Border Protection



# 358 Customs Consist/Trip Information

This X12 Transaction Set contains the format and establishes the data contents of the Customs Consist Information Transaction Set (358) for use within the context of an Electronic Data Interchange (EDI) environment. The transaction set can be used by transportation carriers, terminal operators, port authorities and service centers to provide a list of bills of lading to be carried on a specific conveyance and trip number for which an electronic manifest has been previously filed.

**This message map defines the data elements and structure associated with submitting an Electronic Data Interchange (EDI) message highway conveyance document to U.S. Customs and Border Protection, (CBP).**

**If a shipment is added or deleted from a Trip transmission, or if a change occurs to the conveyance or crew information, a complete new Trip may be transmitted to CBP. CBP, in turn, will place all the shipments on the old Trip back into Preliminary status and then process the new trip, moving shipments from preliminary to Active status, placing the Truck ID into the manifest records. Alternatively, the Trip may be amended without deleting and re-adding, by citing the amendment type code in M1015, and the amendment code in M1016, and submitting the amended segment (s).**

**Empty pieces of equipment will not be manifested using a 309. They will be identified on the Trip and ACE will recognize the equipment as being IIT's.**

**Maximum allowable message transmission size is 8 megabytes (8,388,608 bytes) of data.**

**Table 1**

PAGE #	POS. #	SEG. ID	NAME	REQ. DES.	MAX USE
2	0100	ST	Transaction Set Header	M	1
3	0200	M10	Manifest Identifying Information	M	1
6	0205	VEH	Vehicle Information	O	10
12	0207	M7	Seal Numbers	O	5
13	0210	CII	Conveyance Insurance Information	O	3

**Table 2: Loop ID – NM1 (Loop Repeat 999)**

PAGE #	POS. #	SEG. ID	NAME	REQ. DES.	MAX USE
14	0215	NM1	Individual or Organizational Name	O	1
16	0225	DMG	Demographic Information	O	1
N/U	0230	DMA	Additional Demographic Information	O	1
17	0235	REF	Reference Information	O	10
19	0240	N3	Party Location	O	2
20	0245	N4	Geographic Location	O	1

**Table 3: Loop ID – P4 (Loop Repeat 20)**

PAGE #	POS. #	SEG. ID	NAME	REQ. DES.	MAX USE
21	0300	P4	Port Information	M	1

**Table 4: Loop ID – P4/VID (Loop Repeat 9999)**

PAGE #	POS. #	SEG. ID	NAME	REQ. DES.	MAX USE
22	<b>0370</b>	<b>VID</b>	Vehicle ID	O	1
26	<b>0375</b>	M7	Seal Numbers	O	5

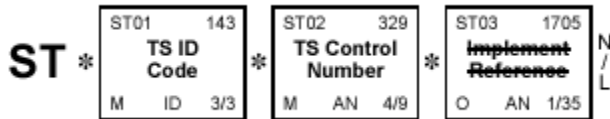
**Table 5: Loop ID – P4/VID/MBL (Loop Repeat 9999)**

PAGE #	POS. #	SEG. ID	NAME	REQ. DES.	MAX USE
27	0400	MBL	Bill of Lading	O	1
28	0430	M13	Manifest Amendment Details	O	1
N/U	0440	X1	Export License	O	1
30	0500	SE	Transaction Set Trailer	M	1

## Table of Changes

Date of Change	Section(s) Affected	Brief Description of Change
September 2024	P402 Date	Added note that Estimated Date of Arrival cannot be greater than 270 days in the future.
July 2024	DMG02 Date Time Period	Updated formatting for Date of Birth from MMDDYYYY to CCYYMMDD to reflect actual format accepted by the system.
August 2023	DMG03 Gender Code	Added "X" as a valid gender code
May 2021	VID (0370) Segment	Removed Note #3, as the N10 loop is not used in this message.
	Page 1, Notes	Added Maximum allowable message transmission size is <b>8</b> Megabytes. Messages larger than 8MB will end up in CBP's dead letter queue.
	Various	Removed outdated Appendix of country codes and province codes for data element VEH26 and at the end of this document. Users should refer to the CATAIR Appendix B for the latest valid country codes and state/province codes.

**Segment:** **ST** Transaction Set Header  
**Position:** 0100  
**Loop:** \_\_\_\_\_  
**Level:** N/A  
**Usage:** Mandatory  
**Max Use:** 1  
**Purpose:** To indicate the start of a transaction set and to assign a control number  
**Syntax:** N/A  
**Semantic 1:** The transaction set identifier (ST01) is used by the translation routines of the interchange partners to select the appropriate transaction set definition (e.g., 810 selects the invoice transaction set).  
**Semantic 2:** The implementation convention reference (ST03) is used by the translation routines of the interchange partners to select the appropriate implementation convention to match the transaction set definition. When used, this implementation convention reference takes precedence over the implementation reference specified in the GS08.  
**Comments:** N/A  
**Notes:** This segment is used by CBP



**Data Element Summary**

REF. DES.	DATA ELEMENT	Name	ATTRIBUTES
ST01	143	<b>Transaction Set Identifier Code:</b> Code Uniquely identifying a Transaction Set  <b>Code 358:</b> Customs Consist Information	M ID 3/3
ST02	329	<b>Transaction Set Control Number:</b> Identifying control number that must be unique within the transaction set functional group assigned by the originator for a transaction set	M AN 4/9

**Segment:** M10 Manifest Identifying Information  
**Position:** 0200  
**Loop:** —  
**Level:** N/A  
**Usage:** Mandatory  
**Max Use:** 1  
**Purpose:** To transmit manifest identifying information  
**Syntax:** 4 P0410

If either M1004 or M1010 is present, then the other is required.

**5 R0504**

At least one of M1005 or M1004 is required.

**15 P1516**

If either M1015 or M1016 is present, then the other is required.

**Semantic:**

**4 M1004** is Lloyd's vessel code

**7 M1007** is used for the 6-digit Numeric Manifest Sequence Number.

**11 M1011** indicates if the transmission involves an in-bond participant. A "Y" indicates it does. A "N" indicates it does not.

**12 M1012** is the unique identification number of the manifest described by the originator of the manifest with a maximum length of 15.

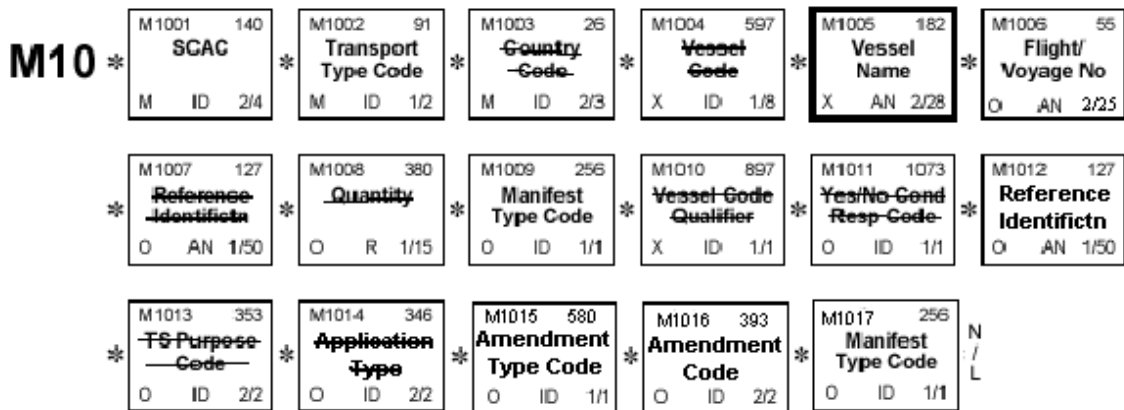
**17 M1017** is the type of initial manifest being amended by this transmission.

**Comments:**

**A M1003** is the code identifying the country in which the ship (vessel) is registered.

**B 1008** is used for Number of Bills Lading. (Maximum 5 Digits.)

**Notes:** 1 For CBP truck manifest: Key information is comprised of M1001, M1006 And M1009



**Data Element Summary**

REF. DES.	DATA ELEMENT	Name	ATTRIBUTES
M1001	140	<b>Standard Carrier Alpha Code:</b> Standard Carrier Alpha Code <i>Truck carrier initiating manifest. (Preferred data element).</i>	M ID 2/4
M1002	91	<b>Transportation Method/Type Code:</b> Code specifying the method or type of transportation for the shipment  <b>Code J:</b> Truck	M ID 1/2
M1005	182	<b>Vessel Name:</b>  Name of ship as documented in 'Lloyd's Register of Ships' <i>If trip number not known specify SYSTEM. For original standard and preferred manifest, this is the trip number. Truck manifest accepts only 21 positions. Truck manifest accepts only alpha- numerics with no embedded spaces or special characters.</i>	X AN 2/28

<b>M1006</b>	<b>55</b>	<p><b>Flight/Voyage Number:</b> Identifying designator for the particular flight or voyage on which the cargo travels.</p> <p><i>May contain a reference number such as the Julian date (YYDDD) to promote uniqueness. May contain 'TRUCK' in preliminary manifest. If nothing is indicated, system will default to 'TRUCK.'</i></p>	<b>O AN 2/10</b>
<b>M1009</b>	<b>256</b>	<p><b>Manifest Type Code:</b> Code identifying type of manifest transmitted between carriers and CBP.</p> <p><b>One code is required:</b> <b>Code S:</b> Trip message from Carrier to Customs <b>Code Y:</b> Amendment to Manifest from Carrier to Customs (<i>Used after sending a 358 Trip, or when deleting or Amending preliminary or original standard manifests</i>). <b>Code 3:</b> Delete manifest from Carrier to Customs.</p>	<b>O ID 1/1</b>
<b>M1012</b>	<b>127</b>	<p><b>Reference Identification:</b> Reference Identification as defined for a particular Transaction Set, or as specified by the Reference Identification Qualifier.</p> <p><i>This is a unique identifier that will be returned to the carrier in output messages. CBP Truck manifest accepts only 15 positions.</i></p>	<b>O AN 1/50</b>
<b>M1015</b>	<b>580</b>	<p><b>Amendment Type Code:</b> Code identifying type of manifest amendment. <i>Required to make changes after submission of data to CBP</i></p> <p><b>Code M:</b> Replace a manifest segment by substituting original manifest information.</p> <p><i>This permits users to substitute trip, conveyance, and crew information in existing manifests without deleting and transmitting a new 309 set. The segment with the corrected information immediately follows. Segments affected are: VEH, M7, CII, NM1, DMG, REF, N3, N4, P4. Segments should be transmitted in loops if there is no unique identifier in the segment. Example: all the segments for crew are required when a change of crew data occurs.</i></p>	<b>O ID 1/1</b>
<b>M1016</b>	<b>393</b>	<p><b>Amendment Code:</b> Code giving the reasons for the amendment of the manifest record.</p> <p><b>Code 03:</b> Clerical error in manifesting. <b>Code 18:</b> Electronic manifest delayed by communications failure <b>Code 24:</b> Modification of trip data due to mechanical failure, change in schedule, availability, or other unforeseen reason. Reason documented and on file.</p> <p><i>This code is required when code '3' is supplied in M1009. Also required when code 'Y' is supplied in M1009 after a 353 set with an 'end of manifest' message has been transmitted, or a code 'Y' is used to amend a manifest with an original manifest type code of 'W'.</i></p>	<b>O ID 2/2</b>
<b>M1017</b>	<b>256</b>	<p><b>Manifest Type Code:</b> Code identifying the type of manifest transmitted.</p> <p><b>Code 8:</b> Standard Manifest from Carrier to CBP</p>	<b>O AN 1/1</b>

<b>Segment:</b>	<b>VEH</b> Vehicle Information
<b>Loop:</b>	_____
<b>Usage:</b>	Optional
<b>Max Use:</b>	10
<b>Max Length:</b>	405
<b>Purpose:</b>	To provide descriptions that identify a specific vehicle
<b>Syntax:</b>	<p><b>4 L040507</b> If VEH04 is present, then at least one of VEH05 or VEH07 is required.</p> <p><b>5 C0504</b> If VEH05 is present, then VEH04 is required.</p> <p><b>6 C060405</b> If VEH06 is present, then VEH04 and VEH05 are required.</p> <p><b>7 C0704</b> If VEH07 is present, then VEH04 is required.</p> <p><b>10 E1026</b> Only one of VEH10 or VEH26 may be present</p> <p><b>10 C1017</b> If VEH10 is present, then VEH17 is required</p> <p><b>18 P1819</b> If either VEH18 or VEH19 is present, then the other is required.</p> <p><b>20 L200221</b> If VEH20 is present, then at least one of VEH02 or VEH21 is required.</p> <p><b>21 P2122</b> If either VEH21 or VEH22 is present, then the other is required.</p> <p><b>22 C2617</b> If VEH26 is present then VEH17 is required.</p>
<b>Semantic:</b>	<p><b>4</b> VEH04 applies to VEH05, VEH06, and VEH07.</p> <p><b>5</b> VEH05 is the vehicle make.</p> <p><b>6</b> VEH06 is the vehicle model.</p> <p><b>7</b> VEH07 is the vehicle style.</p> <p><b>8</b> VEH08 is the length of the vehicle measured in feet.</p> <p><b>9</b> VEH09 is the vehicle reference number.</p> <p><b>10</b> VEH10 is the vehicle registration state or province.</p> <p><b>11</b> VEH11 is used to identify a territory as defined by trading partners.</p> <p><b>12</b> VEH12 is the Used Car Indicator. A 'Y' indicates the vehicle is a used vehicle; an 'N' indicates the vehicle is a new vehicle. A value of 'U' indicating unknown cannot be used.</p> <p><b>13</b> VEH13 is the original cost of the vehicle when it was new (i.e. OCN – original cost new).</p> <p><b>14</b> VEH14 is the Vehicle Altered Indicator. A 'Y' indicates the vehicle was altered; an 'N' indicates the vehicle was not altered. A value of 'U' indicating unknown cannot be used.</p> <p><b>15</b> VEH15 is the value of the alterations for a vehicle.</p> <p><b>17</b> VEH17 is the Country of the State in VEH10 or the country subdivision in VEH26.</p> <p><b>18</b> VEH18 is the Name of the Vehicle Owner.</p> <p><b>19</b> VEH19 is the Residence Country of the Vehicle Owner in VEH18</p> <p><b>21</b> VEH21 is the ACE (Automated Commercial Environment) ID assigned by US Customs and Border Protection.</p> <p><b>24</b> VEH24 is the transponder number of the vehicle.</p> <p><b>25</b> VEH25 is the Department of Transportation (DOT) number of the vehicle.</p>

**Note 1: If conveyance is pre-registered in ACE, either ACE ID or Conveyance ID or VIN number or Transponder ID to be provided. Truck AMS accepts Only 4 occurrences.**

**Note 2: Only 1 occurrence of conveyance per trip. However, the VEH segment can be repeated to provide up to 4 license plates/multiple IIT's of the conveyance. IF the VEH segment is repeated, supply only element VEH09, VEH10 and VEH20.**

<b>VEH</b> *	VEH01 564 <del>Assignment Number</del> O NO 1/6	VEH02 539 Vehicle ID Number X AN 1/30	VEH03 1085 <del>Year</del> O NO 4/4	VEH04 569 <del>Agency Qual Code</del> X/Z ID 2/2	VEH05 127 <del>Reference Identifica</del> X/Z AN	VEH06 127 <del>Reference Identifica</del> O/Z AN 1/AN
*	VEH07 127 <del>Reference Identifica</del> X/Z AN 1/30	VEH08 82 <del>Length</del> O/Z R 1/8	VEH09 127 Reference Identifica O/Z AN 1/50	VEH10 156 <del>State or Prov Code</del> X/Z ID 2/2	VEH11 310 <del>Location Identifier</del> O/Z AN 1/30	VEH12 1073 <del>Yes/No Code Resp Code</del> O/Z ID 1/1
*	VEH13 610 <del>Amount</del> O/Z N2 1/15	VEH14 1073 <del>Vehicle Cond Resp Code</del> O/Z ID 1/1	VEH15 610 <del>Amount</del> O/Z N2 1/15	VEH16 306 <del>Action Code</del> O ID 1/2	VEH17 26 Country Code X/Z ID 2/3	VEH18 63 <del>Name</del> X/Z AN 1/60
*	VEH19 26 <del>Country Code</del> X/Z ID 2/3	VEH20 40 Equipment Desc Code O ID 2/2	VEH21 127 Reference Identifica X AN 1/50	VEH22 126 ID Code Qualifier X AN 2/3	VEH23 322 Load/Empty Status Code O ID 1/1	VEH24 127 Reference Identifica O/Z AN 1/50
*	VEH25 127 Reference Identifica O/Z AN 1/50	VEH26 1715 Country Subdivis X ID 1/3				

**Data Element Summary**

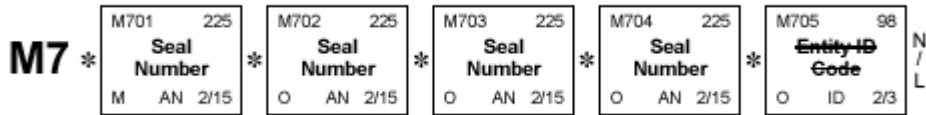
REF. DES.	DATA ELEMENT	NAME	ATTRIBUTES
VEH02	539	<b>Vehicle Identification Number:</b> Unique identification number stamped on the vehicle by the manufacturer.  <i>VIN of the conveyance (motorized unit). If the conveyance is not registered in the carrier's account, it is required here.</i>	X AN 1/30
VEH09	127	<b>Reference Identification:</b> Reference identification as defined for a particular Transaction Set, or as specified by the Reference Identification Qualifier.  <i>This is the license plate of the truck. (Truck manifest accepts only 17 positions. Only alphas and numerics are accepted, no special characters). If the Conveyance is not registered in the carrier's account, it is required here. Maximum of 4 occurrences will be accepted.</i>	O/Z AN 1/50
VEH17	26	<b>Country Code:</b> Code identifying the country. The 2 alpha ISO country code of the state/province in VEH10.  <i>License plate country of registration. Required if country is other than US, CA, MX. Also required if VEH10 is 'BC'. Valid country codes are found in the CATAIR Appendix B.</i>	X/Z ID 2/3
VEH20	40	<b>Equipment Description Code:</b> Code identifying the type of conveyance <i>This is the Conveyance Type code. This is required in Truck manifest.</i>  <b>Code AR:</b> Armored Truck (Seal Required) <b>Code AU:</b> Automobile (Seal Required) <b>Code BT:</b> Box Truck (Seal Required) <b>Code BU:</b> Bus (Seal Required) <b>Code BV:</b> Beverage Truck (Seal Required) <b>Code BY:</b> Bicycle (Seal Required) <b>Code CO:</b> Construction Vehicle (general) (Seal Required)	O ID 2/2



		<p><b>Code EV:</b> Emergency Vehicle (general) (Seal Required)  <b>Code FE:</b> Ferry (Seal Required)  <b>Code FM:</b> Farm Tractor (Seal Required)  <b>Code GB:</b> Garbage Truck (Seal Required)  <b>Code MC:</b> Motorcycle (Seal Required)  <b>Code OC:</b> Other (Seal Required)  <b>Code PM:</b> Pick-up Truck with Camper (Seal Required)  <b>Code PN:</b> Panel Truck (Seal Required)  <b>Code PU:</b> Pick-up Truck (Seal Required)  <b>Code PV:</b> Passenger, Van (Seal Required)  <b>Code RV:</b> Recreation Vehicle (Seal Required)  <b>Code TR:</b> Tractor (semi) (Seal Required)  <b>Code TV:</b> Van (Seal Required)</p>	
VEH21	127	<p><b>Reference Identification:</b>  Reference identification as defined for a particular Transaction Set, or as specified by the Reference Identification Qualifier.</p> <p><i>In CBP truck manifest this is the ACE ID, or any legitimate carrier account ID for the conveyance. Truck manifest accepts only 50 positions.</i></p>	X AN 1/50
VEH22	128	<p><b>ID Code Qualifier:</b>  Code designating the system/method of code structure used for identification.</p> <p>Code AID: ACE ID  Code CNV: Conveyance ID</p>	X ID 2/3
VEH23	322	<p><b>Load/empty Status Code:</b></p> <p>Code C: Indicates party whose bond is obligated for the release of instruments of international traffic – empty IIT’s covered by the Carrier’s bond.  <i>In standard manifests, this indicates shipments consisting solely of empty IIT’s covered by Carrier’s bond.</i></p> <p>Code I: Indicates party whose bond is obligated for the release of Instruments of international traffic – empty IIT’s covered by the importer’s bond  <i>In standard manifests, this indicates shipments consisting solely of empty IIT’s covered by importer’s bond.</i></p> <p>Code A: Indicates party whose bond is obligated for the release of international traffic – merchandise and IIT’s covered by the carrier’s bond.  <i>In standard manifests, this indicates a shipment consisting of merchandise and IIT’s. IIT’s covered by carrier’s bond.</i></p> <p>Code B: Indicates party whose bond is obligated for release of instruments of international traffic – merchandise and IIT’s covered by the importer’s bond.  <i>In standard manifests, this indicates a shipment consisting of merchandise and IIT’s. IIT’s covered by importer’s bond.</i></p>	O ID 1/1
VEH24	127	<p><b>Reference Identification:</b>  Reference identification as defined for a particular Transaction Set, or as specified by the Reference Identification Qualifier.</p> <p><i>For CBP truck manifest this is the transponder number on the conveyance. Required if conveyance has transponder and pre-registered conveyance are not supplied in VEH21 and VEH22. CBP Truck manifest accepts only 50 positions.</i></p>	O/Z AN 1/50
VEH25	127	<p><b>Reference Identification:</b>  Reference identification as defined for a particular Transaction Set, or as specified by the Reference Identification Qualifier.</p>	O/Z AN 1/50

		<p>This is the DOT Number.  <i>Required for CBP. If the carrier has pre-registered the DOT number in his account and has indicated a pre-registered conveyance, this is not required.</i>  <i>Truck Manifest accepts only 8 positions.</i></p>	
<b>VEH26</b>	<b>1715</b>	<p><b>Country Subdivision</b>  Code identifying the country subdivision. (For CBP and CBSA)</p> <p><i>License plate State/Province of registration. If the conveyance is not registered in the carrier's account information, it is required here. In truck this is used to indicate the 1- 3 position state/province code.</i></p> <p>Use the CATAIR Appendix B for the valid list of U.S. and Mexican states and Canadian provinces.</p>	<b>X ID 1/3</b>

**Segment:** M7 Seal Numbers  
**Position:** 0207  
**Loop:** \_\_\_\_\_  
**Level:** N/A  
**Usage:** Optional  
**Max Use:** 5  
**Purpose:** To record seal numbers used and the organization that applied the seals.  
**Syntax:** N/A  
**Semantic:** N/A  
**Comments:** 5 M705 indicates the name of the organization who applied the seal(s)  
**Note:** 1 Truck AMS accepts only 1 occurrence.



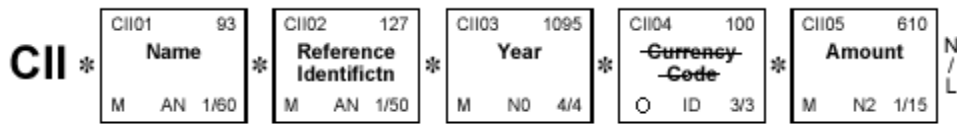
**Data Element Summary**

REF. DES.	DATA ELEMENT	NAME	ATTRIBUTES
M701	225	<b>Seal Number:</b> Unique number on seal used to close a shipment.  <i>CBP will accept up to 15 positions.</i>	M AN 2/15
M702	225	<b>Seal Number:</b> Unique number on seal used to close a shipment.  <i>CBP will accept up to 15 positions</i>	O AN 2/15
M703	225	<b>Seal Number:</b> Unique number on seal used to close a shipment.  <i>CBP will accept up to 15 positions</i>	O AN 2/15
M704	225	<b>Seal Number:</b> Unique number on seal used to close a shipment.  <i>CBP will accept up to 15 positions</i>	O AN 2/15

**Segment:** CII Conveyance Insurance Information  
**Position:** 0210  
**Loop:** \_\_\_\_\_  
**Level:** N/A  
**Usage:** Optional  
**Max Use:** 3  
**Purpose:** Conveyance Insurance Information  
**Syntax:** N/A  
**Semantic:**

- 1 CII01 is the Name of the Insurance Company
- 2 CII02 is the Policy Number of the Insurance
- 3 CII03 is the Year policy in CII02 was Issued
- 5 CII05 is the Amount of the Insurance on policy in CII02

**Notes:** 1 CBP Truck manifest accepts only 1 CII segment

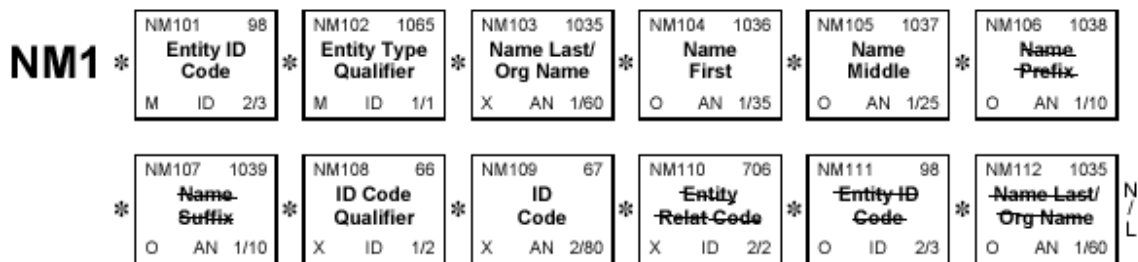


**Data Element Summary**

REF. DES.	DATA ELEMENT	NAME	ATTRIBUTES
CII01	93	<b>Name:</b> Free-form name.  <i>The name of the insurance company for the conveyance in VEH. Required if any shipment on the trip is hazardous – i.e., if H101 is present. REF01 code HD is also required.</i>	M AN 1/60
CII02	127	<b>Reference Identification:</b> Reference identification as defined for a particular Transaction Set, or as specified by the Reference Identification Qualifier.  <i>This is the policy number issued by the entity in CII01. Required if H101 is present. REF01 code HD is also required.</i>	M AN 1/50
CII03	1095	<b>Year:</b> Four position designation of the year expressed as CCYY.  <i>This is the year of the policy identified in CII02. Required if H101 is present. REF01 code HD is also required</i>	M NO 4/4
CII05	610	<b>Amount:</b> Monetary amount. Amount of insurance covered in CII02.  <i>Required if H101 is present. REF01 code HD is also required. Default to U.S. dollars. Truck manifest accepts only 12 positions. The last 2 positions are considered to be cents.</i>	M N2 1/15

**Segment:** **NM1** Individual or Organizational Name  
**Position:** 0215  
**Loop:** NM1  
**Level:** N/A  
**Usage:** Optional  
**Max Use:** 1  
**Purpose:** To supply the full name of an individual or organizational entity  
**Syntax:** **1 P0809**  
If either NM108 or NM109 is present, then the other is required.  
**2 C1110**  
If NM111 is present, then NM110 is required.  
**3 C1203**  
If NM112 is present, then NM103 is required.  
**Semantic:** 2 NM102 qualifies NM103.  
**Comments:** A NM110 and NM111 further define the type of entity in NM101.  
B NM112 can identify a second surname.

**Notes:** 1. If Party is pre-registered in ACE, either ACE ID, legitimate Party proximity card to be provided in NM109.  
2. At least one party is to be specified. If NM1 is provided, then DMG, REF, N3, N4 are required. Only one 'Person in Charge' per trip. Multiple Crew and Passengers allowed.



**Data Element Summary**

REF. DES.	DATA ELEMENT	NAME	ATTRIBUTES
NM101	98	<b>Entity Identifier Code:</b> Code identifying an organizational entity, a physical location, or an individual  <i>Person in charge, all crew members and/or passengers. At least one party to be specified. If NM1 is provided then DMG, REF, N3, N4 are required. Only one Person in Charge per Trip, Multiple Crew, and Passengers allowed.</i>  <b>Code EJ:</b> Principal person (Person in Charge) <b>Code CRW:</b> Crew Member <b>Code QF:</b> Passenger	M ID 2/3
NM102	1065	<b>Entity Type Qualifier:</b> Code qualifying the type of entity.  <i>Party's full name</i> Code 1: Person surname (full name)	M ID 1/1
NM103	1035	<b>Name Last or Organizational Name:</b> Individual last name or organizational name.  <i>CBP Truck Manifest accepts only 40 positions.</i>	X AN 1/60
NM104	1036	<b>Name First:</b> Individual first name.	O AN 1/35

<b>NM105</b>	<b>1037</b>	<b>Name Middle:</b> Individual middle name or initial.	<b>O AN 1/25</b>
<b>NM108</b>	<b>66</b>	<b>Identification Code Qualifier:</b> Code designating the system/method of code structure used for Identification.  <i>Qualifier for ACE ID, or ACE proximity card to be provided in NM109.</i>  <b>Code A7:</b> ACE ID  <i>Truck manifest only 10 positions are accepted. N3 and N4 are required here</i>  <b>Code PY:</b> ACE Proximity Card ID  <i>Truck manifest only 50 positions are accepted. N3 and N4 are not required.</i>	<b>X ID 1/2</b>
<b>NM109</b>	<b>67</b>	<b>Identification Code:</b> Code identifying a party or other code.  <i>Required if NM108 is present. CBP truck manifest accepts only 10 positions for ACE ID, 17 positions for proximity card.</i>	<b>X AN 2/80</b>

**Segment:** **DMG** Demographic Information

**Position:** 0225

**Loop:** NM1

**Usage:** Optional

**Max Use:** 1

**Purpose:** To supply demographic information

**Syntax:** **1 P0102**

If either DMG01 or DMG02 is present, then the other is required.

**2 P1011**

If either DMG10 or DMG11 is present, then the other is required.

**3 C1105**

If DMG11 is present, then DMG05 is required.

**Semantic:** **2** DMG02 is the date of birth.

**7** DMG07 is the country of citizenship.

**9** DMG09 is the age in years.

**11** DMG11 is used to specify how the information in DMG05, including repeats of C056 was collected.

**Comments:** N/A

**Notes:** **1 All fields are required if the information isn't pre-registered.**

<b>DMG</b> *	DMG01 1250 Date Time format Qual X ID 2/3	DMG02 1251 Date Time Period X AN 1/35	DMG03 1068 Gender Code O ID 1/1	DMG04 1067 Marital Status Code O ID 1/1	DMG05 1109 Race or Ethnic Code O ID 1/1	DMG06 1066 Citizenship Status Code O ID 1/2
	DMG07 26 Country Code O ID 2/3	DMG08 659 Basis of Verify Code O ID 1/2	DMG09 380 Quantity O R 1/15	DMG10 1270 Code List Qual Code X ID 1/3	DMG11 1271 Industry Code X AN 1/30	N / L

### Data Element Summary

REF. DES.	DATA ELEMENT	Name	ATTRIBUTES
DMG01	1250	<b>Date Time Period Format Qualifier:</b> Code indicating the date format, time format, or date and time format.  <b>Code DB:</b> Date of Birth	X ID 2/3
DMG02	1251	<b>Date Time Period:</b> Expression of a date, a time, or range of dates, times or dates and times.  <i>CBP truck manifest accepts only CCYYMMDD. Person in Charge's, Crew Member's, or Passenger's date of birth expressed as format indicated in DMG01</i>	X AN 1/35
DMG03	1068	<b>Gender Code:</b> Code indicating the sex of the individual.  <b>Code M:</b> Male <b>Code F:</b> Female <b>Code X:</b> Unspecified / Another Gender Identity	O ID 1/1
DMG06	1066	<b>Citizenship Status Code:</b> Code indicating the citizenship status.  Code 8: Citizen	O ID 1/2
DMG07	26	<b>Country Code:</b> Code identifying the country.  <i>The 2 alpha ISO code identifying the country of citizenship of the Person in Charge, Crew member or passenger. Valid country codes are found in the CATAIR Appendix B.</i>	O ID 2/3

**Segment:** REF Reference Information

**Position:** 0235

**Loop:** NM1

**Level:** N/A

**Usage:** Optional

**Max Use:** 10

**Purpose:** To specify identifying information

**Syntax:** 1 R0203

At least one of REF02 or REF03 is required.

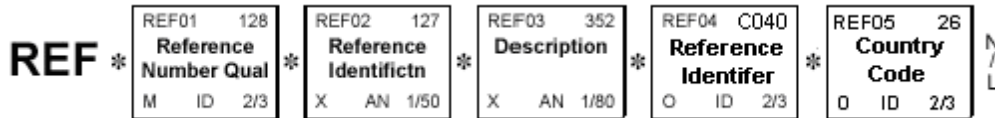
2 If either C04003 or C04004 is present, then the other is required.

3 If either C04005 or C04006 is present, then the other is required.

**Semantic:** 4 REF04 contains data relating to the value cited in REF02

**Comments:** N/A

**Notes:** 1 All fields are required if the information isn't pre-registered.



**Data Element Summary**

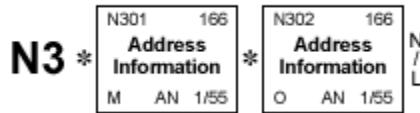
REF. DES.	DATA ELEMENT	Name	ATTRIBUTES
REF01	128	<p><b>Reference Number Qualifier:</b> Code qualifying the Reference Identification.</p> <p><i>Code identifying crew member's or passenger's identification document. For each crew member and passenger, a travel document must be reported. For each trip at least one driver's license (code 5J, 5K or 6W) must also be reported. A code 6W Enhanced Driver's License qualifies as a travel document, but a code 5J or 5K driver's license does not qualify as a travel document. If an Enhanced Driver's License is used to satisfy both the travel document and the driver's license requirement, it must be reported twice: once with the code 6W and again with code 5J or 5K</i></p> <p><b>Code HD:</b> DOT Hazardous Number <i>Person in Charge or Crew Member's Hazmat Endorsement Number. If this code is used it MUST be listed first, before all others.</i></p> <p><b>Code AAG:</b> Military ID Document (number) <b>Code ACU:</b> Permanent Resident Card C2 (number) (effective June 2009) <b>Code ACW:</b> Passport (number) <b>Code AEF:</b> U.S. Passport Card (number) <b>Code AEW:</b> NEXUS Card (number) (effective June 2009) <b>Code AGR:</b> U.S. Alien Registration Card A1 (number) (effective June 2009) <b>Code AGS:</b> Permanent Resident Card (1998-2003) C1 (number) (effective June 2009) <b>Code AGT:</b> Visa Non-Immigrant (number) (effective June 2009) <b>Code ALR:</b> U.S. Alien Registration Card A2 (number) <b>Code ALV:</b> Secure Electronic Network for Travelers Rapid Inspection (SENTRI) Card (number) (effective June 2009) <b>Code ALX:</b> U.S. Merchant Mariner Document ID (number) (effective June 2009) <b>Code ALY:</b> Native American Indian/INAC (number) (effective June 2009) <b>Code BCN:</b> Birth Certificate (expires June 2009) <b>Code BCP:</b> Laser Visa Border crossing card (number) <b>Code CDN:</b> Citizenship Document Number (Citizenship Card) (Expired June 2009)</p>	M ID 2/3



		<p><b>Code CON:</b> Certificate of Naturalization (expired June 2009)  <b>Code OTD:</b> Other Travel Document ID (Expired June 2009)  <b>Code REP:</b> DHS Re-entry permit (number)  <b>Code RTP:</b> DHS Refugee Travel Document (number)  <b>Code 30:</b> Visa Immigrant (number)  <b>Code 5J:</b> Driver's License (number)  <b>Code 5K:</b> Commercial Driver's License (number)  <b>Code 6W:</b> Enhanced Driver's License (EDL) ID (number) (effective June 2009)</p> <p><i>Codes CDN, CON, OTD are no longer valid single references. They may be used as supplementary reference codes if a valid single reference code is also provided.</i></p>	
REF02	127	<p><b>Reference Identification:</b>  Reference information as defined for a particular Transaction Set, or as specified by the Reference Identification Qualifier.</p> <p><i>The number of the travel document/license identified in REF01. For hazmat endorsement, if REF01 is 'HD' insert state/province hazmat endorsement code. If the state/province has no hazmat endorsement code, insert 'Y'</i></p>	X AN 1/50
REF03	352	<p><b>Description:</b>  A free-form description to clarify the related data elements and their content.</p> <p><i>The 2 alpha State/Province of Issuance code of the travel document identified in REF01.  This is required with codes '5J', '5K', 6W, BCN, OTD.</i></p>	X AN 1/80
REF04	C040	<p><b>Reference Identifier:</b>  To identify one or more reference numbers or identification numbers as specified by the reference qualifier</p> <p><i>Only the following code will be used. Required.</i></p> <p><b>Code ZZ:</b> Other, mutually defined</p>	O ID 2/3
REF05	26	<p><b>Country Code:</b>  Code identifying the country</p> <p><i>The 2 alpha ISO code of the country of issuance of REF02 or the country in which the state/province in REF03 is located. This is required with codes ACW, 5J, 5K, 6W, OTD.  Valid country codes are found in the CATAIR Appendix B.</i></p>	O ID 2/3

**Segment:** N3 Party Location  
**Position:** 0240  
**Loop:** NM1  
**Level:** N/A  
**Usage:** Optional  
**Max Use:** 2  
**Purpose:** To specify the location of the named party  
**Syntax:** N/A  
**Semantic:** N/A  
**Comments:** N/A

**Notes:** 1 Provide one N3 per party specified in NM1. This is the address to which the person in NM1 is going. If NM108 is 'PY' this is not required.



### Data Element Summary

REF. DES.	DATA ELEMENT	Name	ATTRIBUTES
N301	166	<b>Address Information:</b> Address information  <i>Must be U.S. Address</i>	M AN 1/55
N302	166	<b>Address Information:</b> Address information	O AN 1/55

**Segment:** **N4** Geographic Location  
**Position:** 0240  
**Loop:** NM1  
**Level:** N/A  
**Usage:** Optional  
**Max Use:** 1  
**Purpose:** To specify the geographic place of the named party  
**Syntax:** **1 E0207**

Only one of N402 or N407 may be present.

**2 C0605**

If N406 is present, then N405 is required.

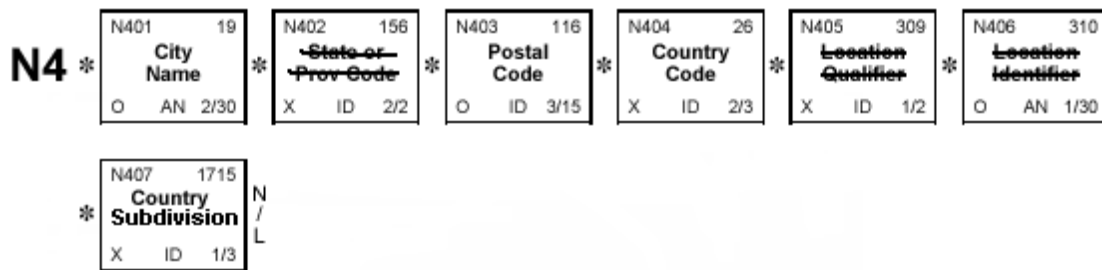
**3 C0704**

If N407 is present, then N404 is required.

**Semantic:** N/A

**Comments:** **A** A combination of either N401 through N404 (or N405 and N406) may be adequate to specify a location.

**B** N402 is required only if city name (N401) is in the U.S. or Canada



#### Data Element Summary

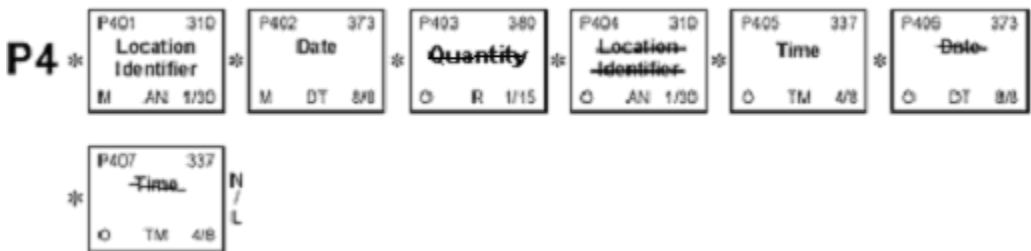
REF. DES.	DATA ELEMENT	Name	ATTRIBUTES
N401	19	<b>City Name:</b> Free-form text for city name.  <i>Must be U.S. Address.</i>	O AN 2/30
N403	116	<b>Postal Code:</b> Code defining international postal zone code excluding punctuation and blanks  <i>(ZIP code for the United States). (CBP Truck manifest accepts only 10 positions).</i>	O ID 3/15
N404	26	<b>Country Code:</b> Code identifying the country  <i>Valid country codes are found in the CATAIR Appendix B.</i>	X ID 2/3
N407	1715	<b>Country Subdivision:</b> Code identifying the country subdivision.  <i>In CBP truck manifest this is used to identify the 1 to 3 position state/province code. Use the CATAIR Appendix B for acceptable U.S. and Mexican states and Canadian provinces.</i>	X ID 1/3

**Segment:** P4 Port Information  
**Position:** 0300  
**Loop:** P4  
**Level:** N/A  
**Usage:** Mandatory  
**Max Use:** 1  
**Purpose:** To transmit identifying information for a port  
**Syntax:** N/A  
**Semantic:**

- 1 P401 is used for CBP port code (Census Schedule D).
- 2 P402 is the estimated date of arrival.
- 3 P403 is used for number of bills of lading.
- 4 P404 is the Facilities Information and Resources Management System (FIRMS) Code
- 5 P405 is the Estimated Time of Arrival for P402
- 6 P406 is the date conveyance departed prior port.
- 7 P407 is the time conveyance departed prior port.

**Notes:**

- 1 Only one P4 segment allowed per trip for Truck applications
- 2 This segment is used by CBP, CBSA, and Aduana Mexico



#### Data Element Summary

REF. DES.	DATA ELEMENT	Name	ATTRIBUTES
P401	310	<b>Location Identifier:</b> Code which identifies a specific location.  <i>CBP truck manifest accepts only 4 positions. Port of expected entry. First US Physical port of arrival in U.S. Census Schedule D code. In Preferred shipments the word PORT may be substituted for the port of expected arrival code.</i>	M AN 1/30
P402	373	<b>Date:</b> Date expressed as CCYYMMDD where CC represents the first two digits of the calendar year.  <b>Estimated Date of Arrival. Cannot be greater than 270 days in the future.</b> <b>For Standard shipments, this is required.</b>	M DT 8/8
P405	337	<b>Time:</b> Time expressed in 24-hour clock time as follows: HHMM, or HHMMSS, or HHMMSSDD, where H = hours (00-25), M=minutes (00-59), S = integer seconds, and DD= decimal seconds, decimal seconds are expressed as follows: D = tenths (0-9) and DD = hundredths (00-99).  <i>Scheduled/estimated Time of Arrival at First U.S. Port.</i>  <i>Time must be in U.S. Eastern Standard/Daylight Time.</i> <i>In Truck Manifest, Time is required.</i>  <i>For CBSA this is the Expected time of arrival at P401.</i>	O TM 4/8

**Segment:** VID Vehicle ID

**Position:** 0370

**Loop:** VID

**Level:** N/A

**Usage:** Optional

**Max Use:** 1

**Purpose:** To identify a conveyance and its attributes.

**Syntax:** 14 L141518  
 If either VID14 or VID15 (VID18) is present, then the other is required.

15 E1518  
 Only one of VID15 or VID18 may be present

15 C1516  
 If VID15 is present then VID16 is required.

16 L161518  
 If VID16 is present, then at least one of VID15 or VID18 is required.

18 C1816  
 If VID18 is present, then VID16 is required.

**Semantic:** 12 VID12 is the Census Schedule K Code for the foreign port of loading on a vessel.

13 VID13 is the Standard Carrier Alpha Code (SCAC) of the Haulage Rights Carrier.

14 VID14 is the license plate of the equipment

15 VID15 is the state or province of the license in VID14

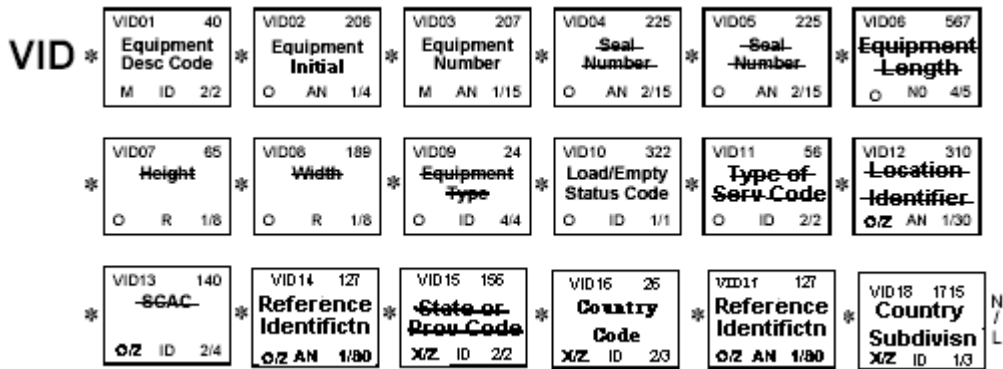
16 VID16 is the country of the license in the VID15 or VID18

17 VID17 is the ACE (Automated Commercial Environment) ID of the Equipment identified in the VID03

18 VID18 is the country subdivision of the license in the VID14

**Note 1:** Either the ACE ID or Equipment Number or License plate, State/Province, Country, or full equipment data is required.

**Note 2:** CBP will accept 4 occurrences of license plates (Preferred data element) in the P4/LX/VID loop. If the VID is repeated in loops, only the VID03, VID14 and VID18 if applicable, should be supplied.



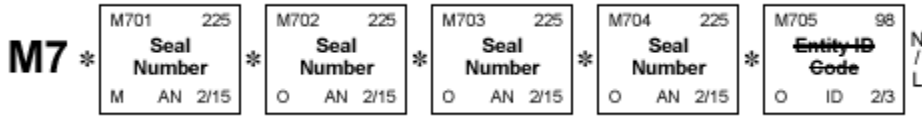
Data Element Summary

REF. DES.	DATA ELEMENT	NAME	ATTRIBUTES
VID01	40	<b>Equipment Description Code:</b> Code which identifies a specific location.  <i>CBP truck manifest accepts only 4 positions. Port of expected entry. First US Physical port of arrival in U.S. Census Schedule D code. In Preferred shipments the word PORT may be substituted for the port of expected arrival code.</i>  <b>Code BI:</b> Beverage rack trailer - Seal Required <b>Code CB:</b> Gooseneck Trailer - Seal Required <b>Code CH:</b> Chassis - Seal Required	M ID 2/2

		<p><b>Code CL:</b> Other Length Sea Container (closed top) - <i>No Seal Required</i></p> <p><b>Code CN:</b> Container</p> <p><b>Code CU:</b> Other Length Sea Container (open top) - <i>No Seal Required</i></p> <p><b>Code CZ:</b> Refrigerated Container – <i>No Seal Required</i></p> <p><b>Code DD:</b> Double-drop trailer - <i>Seal Required</i></p> <p><b>Code DT:</b> Drop back trailer - <i>Seal Required</i></p> <p><b>Code FH:</b> Flat bed trailer with headboards - <i>No Seal Required</i></p> <p><b>Code FN:</b> Flat bed trailer with no headboards – <i>No Seal Required</i></p> <p><b>Code FR:</b> Flat Bed Trailer - <i>Seal Required</i></p> <p><b>Code FT:</b> Flatbed/perform Trailer- <i>Seal Required</i></p> <p><b>Code HC:</b> Hopper Car (covered) - <i>Seal Required</i></p> <p><b>Code HE:</b> Horse Trailer - <i>Seal Required</i></p> <p><b>Code HO:</b> Hopper Car (open) - <i>Seal Required</i></p> <p><b>Code HP:</b> Hopper Car (covered; pneumatic discharge) - <i>Seal Required</i></p> <p><b>Code LT:</b> Livestock Trailer - <i>Seal Required</i></p> <p><b>Code L1:</b> Tank Trailer (liquids) not heated/not insulated - <i>Seal Required</i></p> <p><b>Code L2:</b> Tank Trailer (liquids) heated/not insulated - <i>Seal Required</i></p> <p><b>Code L3:</b> Tank Trailer (liquids) not heated/insulated - <i>Seal Required</i></p> <p><b>Code L4:</b> Tank Trailer (liquids) heated/Insulated - <i>Seal Required</i></p> <p><b>Code NC:</b> No Equipment (Required if no equipment is used for the trip)</p> <p><b>Code OE:</b> Other – <i>Seal N/A</i></p> <p><b>Code RD:</b> Fixed Rack, double-drop trailer - <i>Seal Required</i></p> <p><b>Code RG:</b> Gondola-closed - <i>Seal Required</i></p> <p><b>Code RO:</b> Gondola-open - <i>Seal Required</i></p> <p><b>Code RS:</b> Fixed Rack, single-drop trailer - <i>Seal Required</i></p> <p><b>Code RT:</b> Controlled temperature trailer - <i>Seal Required</i></p> <p><b>Code SD:</b> Single-drop trailer - <i>Seal Required</i></p> <p><b>Code TC:</b> Auto carrier/trailer - <i>Seal Required</i></p> <p><b>Code TF:</b> Trailer dry freight- <i>Seal Required</i></p> <p><b>Code TK:</b> Tank trailer (food grade liquids) - <i>Seal Required</i></p> <p><b>Code TL:</b> Semi-</p> <p><b>Code TQ:</b> Tanque temperature Trailer - <i>Seal Required</i></p> <p><b>Code T1:</b> Tank Trailer (gas)-not heated/not insulated - <i>Seal Required</i></p> <p><b>Code T2:</b> Tank Trailer (gas)-heated/not insulated - <i>Seal Required</i></p> <p><b>Code T3:</b> Tank Trailer (gas)-not heated/ insulated - <i>Seal Required</i></p> <p><b>Code T4:</b> Tank Trailer (gas)-heated/insulated - <i>Seal Required</i></p> <p><b>Code T5:</b> Tank Trailer (chemicals) – not heated/not insulated - <i>Seal Required</i></p> <p><b>Code T6:</b> Tank Trailer (chemicals) – heated/not insulated - <i>Seal Required</i></p> <p><b>Code T7:</b> Tank Trailer (chemicals) – not heated/insulated - <i>Seal Required</i></p> <p><b>Code T8:</b> Tank Trailer (chemicals) – heated/insulated - <i>Seal Required</i></p> <p><b>Code 2B:</b> 20 ft. container (closed top) sea container - <i>No Seal Required</i></p> <p><b>Code 20:</b> 20 ft. container (open top) sea container - <i>No Seal Required</i></p> <p><b>Code 4B:</b> 40 ft. container (closed top) sea container - <i>No Seal Required</i></p> <p><b>Code 40:</b> 40 ft. container (open top sea container) - <i>No Seal Required</i></p>	
<b>VID02</b>	<b>206</b>	<p><b>Equipment Initial:</b> Prefix or alphabetic part of an equipment unit’s identifying number.</p> <p><i>Required in CBP truck manifest if equipment initial precedes the equipment number.</i></p>	<b>O AN 1/4</b>

VID10	322	<p><b>Load/Empty Status Indicator:</b> Code which specifies the loaded condition of transportation equipment</p> <p><b>Code C:</b> Indicates party whose bond is obligated for the release of instruments of international traffic - empty IIT's covered by the Carrier's bond. <i>In standard manifests, this indicates shipments consisting solely of empty IIT's covered by Carrier's bond</i></p> <p><b>Code I:</b> Indicates party whose bond is obligated for the release of Instruments of international traffic - empty IIT's covered by the importer's bond. <i>In standard and preferred shipments, this indicates shipments consisting solely of empty IIT's covered by importer's bond</i></p> <p><b>Code A:</b> Indicates party whose bond is obligated for the release of international traffic – merchandise and IIT's covered by the carrier's bond. <i>In standard and preferred shipments, this indicates a shipment consisting of merchandise and IIT's. IIT's covered by carrier's bond.</i></p> <p><b>Code B:</b> Indicates party whose bond is obligated for release of instruments of international traffic- merchandise and IIT's covered by the importer's bond. <i>In standard and preferred shipments, this indicates a shipment consisting of merchandise and IIT's. IIT's covered by importer's bond.</i></p>	O ID 1/1
VID14	127	<p><b>Reference Identification:</b> Reference Identification as defined for a particular Transaction Set, or as specified by the Reference Identification Qualifier.</p> <p><i>For CBP: This is the license of the trailer/equipment. Required in CBP Standard truck shipments if Equipment has license plates. Required for CBP Preferred Shipments if Equipment Number not reported in VID03. Only alphas and numerics are accepted, no special characters. Truck manifest accepts 4 different licence plates for the same equipment. There may be 4 P4/LX/VID loops to accommodate the license plates. If there are more than 1P4/LX/VID loop, the first VID contains the equipment number or 'no number' in VID03. The subsequent VID segments contain 'same' in VID03. This will prevent the equipment from being counted as a new equipment. CBP Truck manifest accepts only 50 positions.</i></p>	O/Z AN 1/80
VID16	26	<p><b>Country Code:</b> Code identifying the country. The 2 alpha ISO country code of the state/province in VID15</p> <p><i>For CBP: The 2 alpha ISO country code of the state/province in VID18. Required if license plates are given in VID14 and the country code is other than 'US', 'CA', 'MX'. (Preferred Data Element) Valid country codes are found in the CATAIR Appendix B</i></p>	X/Z ID 2/3
VID17	127	<p><b>Reference Identification:</b> Reference Identification as defined for a particular Transaction Set, or as specified by the Reference Identification Qualifier.</p> <p><i>In CBP truck manifest this is the ACE ID for the equipment. CBP Truck Manifest accepts only 10 positions</i></p>	O/Z AN 1/80
VID18	1715	<p><b>Country Subdivision:</b> Code identifying the country subdivision</p> <p><i>For CBP: Required if license plate provided in VID14. (Preferred Data Element). In CBP truck manifest this is used to identify the 1 to 3 position state/province code. Use CATAIR Appendix B for acceptable U.S. states and Mexican and Canadian provinces.</i></p>	X/Z ID 1/3

**Segment:** M7 Seal Numbers  
**Position:** 0375  
**Loop:** VID  
**Level:** N/A  
**Usage:** Optional  
**Max Use:** 5  
**Purpose:** To record seal numbers used and the organization that applied the seals.  
**Comments:** A M705 indicates the name of the organization which applied the seal(s)  
**Notes:** 1 This segment is used by CBP, CBSA, and Aduanas Mexico. Truck AMS accepts only 1 occurrence.



**Data Element Summary**

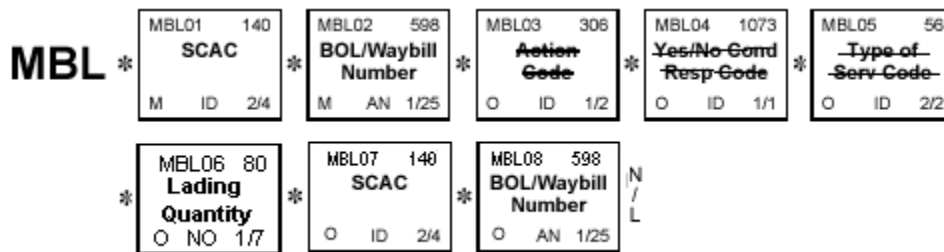
REF. DES.	DATA ELEMENT	Name	ATTRIBUTES
M701	225	<b>Seal Number:</b> Unique number on seal used to close a shipment.  <i>For CBP: CBP will accept up to 15 positions.</i>	M AN 2/15
M702	225	<b>Seal Number:</b> Unique number on seal used to close a shipment.  <i>CBP will accept up to 15 positions.</i>	O AN 2/15
M703	225	<b>Seal Number:</b> Unique number on seal used to close a shipment.  <i>CBP will accept up to 15 positions.</i>	O AN 2/15
M704	225	<b>Seal Number:</b> Unique number on seal used to close a shipment.  <i>CBP will accept up to 15 positions.</i>	O AN 2/15



**Segment:** MBL Bill of Lading  
**Position:** 0400  
**Loop:** MBL  
**Level:** N/A  
**Usage:** Optional  
**Max Use:** 1  
**Purpose:** To specify a bill of lading number and associated information.  
**Syntax:** N/A  
**Semantic:**

- 4 If MBL04 is 'Y', then issuer is an Automated Manifest System (AMS) participant. If 'N', then issuer is not an (AMS) participant.
- 6 MBL06 indicates the actual quantity boarded on the conveyance.
- 7 MBL07 is the Standard Carrier Alpha Code (SCAC) of the carrier issuing the house bill.
- 8 MBL08 is the bill of lading/waybill number submitted in the original 309.

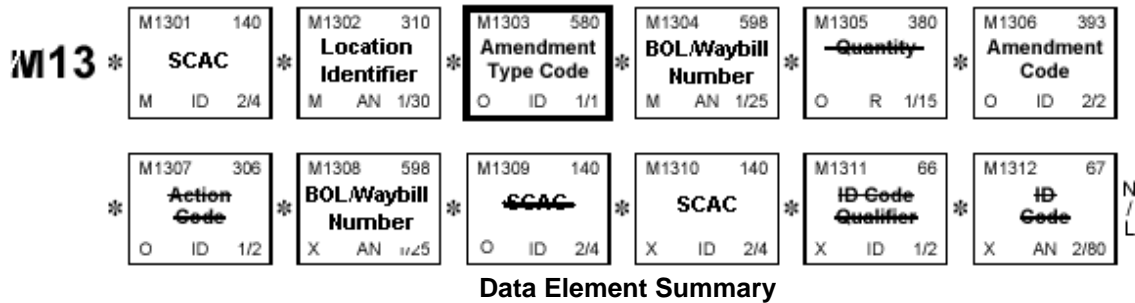
**Notes:** This segment is used by CBP



**Data Element Summary**

REF. DES.	DATA ELEMENT	NAME	ATTRIBUTES
MBL01	140	<b>Standard Carrier Alpha Code:</b> Standard Carrier Alpha Code  <i>For CBP: SCAC of the carrier issuing the original Shipment Control Number. Will be the same as M1112 in the original 309 set.            For CBSA: Needed to meet mandatory element requirement.</i>	M ID 2/4
MBL02	598	<b>Bill of Lading/Waybill Number:</b> Identification number assigned to the shipment by the carrier or consolidator.  <i>For CBP: Will be the same number as the M1101 in the original 309 set.            For truck manifest, the combination of MBL01 and MBL02 is the 16 position unique shipment Control Number. (Master Bill Number).            For CBSA: Related to CCN from transaction set 309.</i>	M AN 1/25
MBL06	80	<b>Lading Quantity:</b> <i>For CBP: The actual quantities tendered by the carrier for the equipment or trailer if less than quantity in N1001 of 309. This is used in 2 situations: when the shipment is split among multiple trips or when the shipment is split among multiple equipments in the same trip.</i>	O NO 1/8
MBL07	140	<b>Standard Carrier Alpha Code:</b> Standard Carrier Alpha Code  <i>For CBP: SCAC of the carrier issuing the Bill Control Number. Will be the same as M1113 of the original 309 set.</i>	O ID 2/4
MBL08	598	<b>Bill of Lading/Waybill Number:</b> Identification number assigned to the shipment by the carrier or consolidator. <i>For CBP: Will be the same number as the M1111 in the original 309 set. For truck manifest the combination of MBL07 and MBL08 is the Bill Control Number.</i>	O AN 1/25

**Segment:** **M13** Manifest Amendment Details  
**Position:** 0430  
**Loop:** LX  
**Level:** N/A  
**Usage:** Optional  
**Max Use:** 1  
**Purpose:** To correct a manifest record prior to vessel arrival or to amend a manifest record after vessel arrival.  
**Syntax:** **1 P0810**  
If either M1308 or M1310 is present, then the other is required.  
**2 P1112**  
If either M1311 or M1312 is present, then the other is required.  
**Semantic:** **1** M1301 is the Bill of Lading Issuer.  
**2** M1302 is used for discharge port (4-digit numeric census schedule D).  
**3** M1305 is new manifest quantity and is used if M1303 = "R"  
**8** M1308 is used to report individual portions of a consolidated shipment.  
**9** M1309 is the conveyance operator's Standard Carrier Alpha Code  
**10** M1310 is the issuer code for the consolidated shipment.  
**Comments:** N/A  
**Notes:** **1** Used to reflect any change. Required if M1009 is 'Y'.  
**2** This segment is currently used by CBP.



REF. DES.	DATA ELEMENT	NAME	ATTRIBUTES
M1301	140	<b>Standard Carrier Alpha Code:</b> Standard Carrier Alpha Code  <i>This is the Bill Issuer Code of the Bill of Lading/Waybill Number in M1304 Preferred Data Element.</i>	M ID 2/4
M1302	310	<b>Location Identifier:</b> Code identifying type of manifest amendment.  <i>Same as P401</i>	M AN 1/30
M1303	580	<b>Amendment Type Code:</b> Code identifying type of manifest amendment.  <b>Code A:</b> Add a Bill of Lading <i>This links a shipment to an existing manifest without having to transmit a new complete 358 set.</i>  <b>Code D:</b> De-link a Bill of Lading <i>This de-links a bill from an existing manifest without transmitting a new complete 358 set.</i>  <b>Code M:</b> Replace a shipment segment, either adding, deleting, or substituting original manifest information. <i>This permits users to substitute information in existing Manifests without transmitting a new complete 358 set.</i> <i>This is only to be used to change boarded quantities in the MBL segment.</i>	O ID 1/1

M1304	598	<p><b>Bill of Lading/Waybill Number:</b> Identification number assigned to the shipment by the carrier or consolidator.</p> <p><i>This is a unique 16 position identifier made up of the SCAC in M1301 and the 12 alphanumeric number found in M1304. This is the Shipment Control Number. Customs Broker must have this number as well for filing an entry. (Preferred Data Element)</i></p>	M AN 1/25
M1306	393	<p><b>Amendment Code:</b> Code giving the reasons for the amendment of the manifest record.</p> <p><i>This segment is required to show changes after submission of complete data to CBP.</i></p> <p><b><u>Standard Manifest:</u></b></p> <p><b>Code 1:</b> Not laden aboard per evidence from foreign shipper, or amended pro-bill  <b>Code 2:</b> Error in manifesting, not laden on this trip; laden on subsequent trip for transportation to United States per evidence in files.  <b>Code 3:</b> Clerical error in manifesting per pro-bill in files.  <b>Code 5:</b> Erroneously duplicated by another pro-bill on the same manifest.  <b>Code 6:</b> Prematurely landed or over carried to another United States port where proper disposition was made per evidence in files.  <b>Code 7:</b> Inadvertently delivered without CBP release. Goods will be redelivered intact or carrier will pay duty, taxes, and/or liquidated damages.  <b>Code 11:</b> Overage omitted from manifest through clerical error.</p> <p><b><u>Standard Manifest/In-bond:</u></b></p> <p><b>Code 4:</b> Pilfered, stolen, or lost while in custody of the carrier, per signed statement of person in charge or his authorized agent, or log extract in files.  <b>Code 18:</b> Electronic manifest delayed by communications failure.  <b>Code 19:</b> Amendment to non-critical field or provision of additional data to manifest.  <b>Code 27:</b> Short delivery  <b>Code 28:</b> Wrong delivery  <b>Code 29:</b> Merchandise damaged/destroyed during transport.  <b>Code 30:</b> Inadvertently delivered without CBP authorization. Goods will be redelivered intact or carrier will pay duty, taxes, and/or liquidated damages,</p> <p><b><u>In-bond:</u></b></p> <p><b>Code 16:</b> Error in quantity manifested at port of origin. MDR (Manifest Discrepancy Report) will be filed at origin to correct in-bond entry</p> <p><b>Code 17:</b> Merchandise removed from original container and restuffed as part of in-bond movement.</p> <p><b>Code 26:</b> In-bond diversion. Reason documented and on file.</p> <p><i>Amendment Codes are required for adding or de-linking bills of lading in a 358 set.</i></p>	O ID 2/2

<b>M1308</b>	<b>598</b>	<p><b>Bill of Lading/Waybill Number:</b>  Identification number assigned to the shipment by the carrier or consolidator.</p> <p><i>For CBP applications, this is a unique 16 position identifier made up of the SCAC in M1310 and the 12 alphanumeric number found in M1308. This is the Bill Control (House Bill) Number</i></p>	<b>X AN 1/25</b>
<b>M1310</b>	<b>140</b>	<p><b>Standard Carrier Alpha Code</b>  Standard Carrier Alpha Code</p> <p><i>This is the Bill Issuer Code of the Bill of Lading/Waybill Number in M1308. This could be a deconsolidator, freight forwarder, or NVOCC.</i></p>	<b>X ID 2/4</b>

