

# Border Searches of Electronics at Ports of Entry FY2024 Statistics

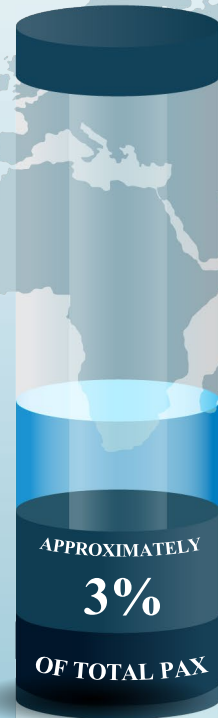


U.S. Customs and  
Border Protection

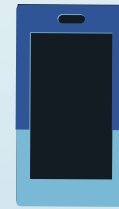
420,521,616  
TOTAL  
PASSENGERS



12,660,784  
TOTAL SECONDARY  
INSPECTIONS




47,047  
TOTAL BORDER SEARCHES  
OF ELECTRONIC DEVICES



...42,725  
BASIC MEDIA SEARCH

...4,322  
ADVANCED MEDIA SEARCH



...36,506  
NON-U.S. CITIZEN ELECTRONIC MEDIA SEARCH

...10,541  
U.S. CITIZEN ELECTRONIC MEDIA SEARCH

**NOTE:** Year-end FY2024 statistics may vary from previously reported monthly statistics as a result of reporting that is finalized after CBP initially retrieved the statistics from our live systems for the monthly reporting.