

Intellectual Property Rights Seizure Statistics



U.S. Customs and
Border Protection

Fiscal Year 2024

Disclaimer: The information contained in this report does not constitute the official trade statistics of the United States. The statistics, and the projections based upon those statistics, are not intended to be used for economic analysis, and are provided for the purpose of establishing U.S. Department of Homeland Security workload



IPR Seizure Statistics



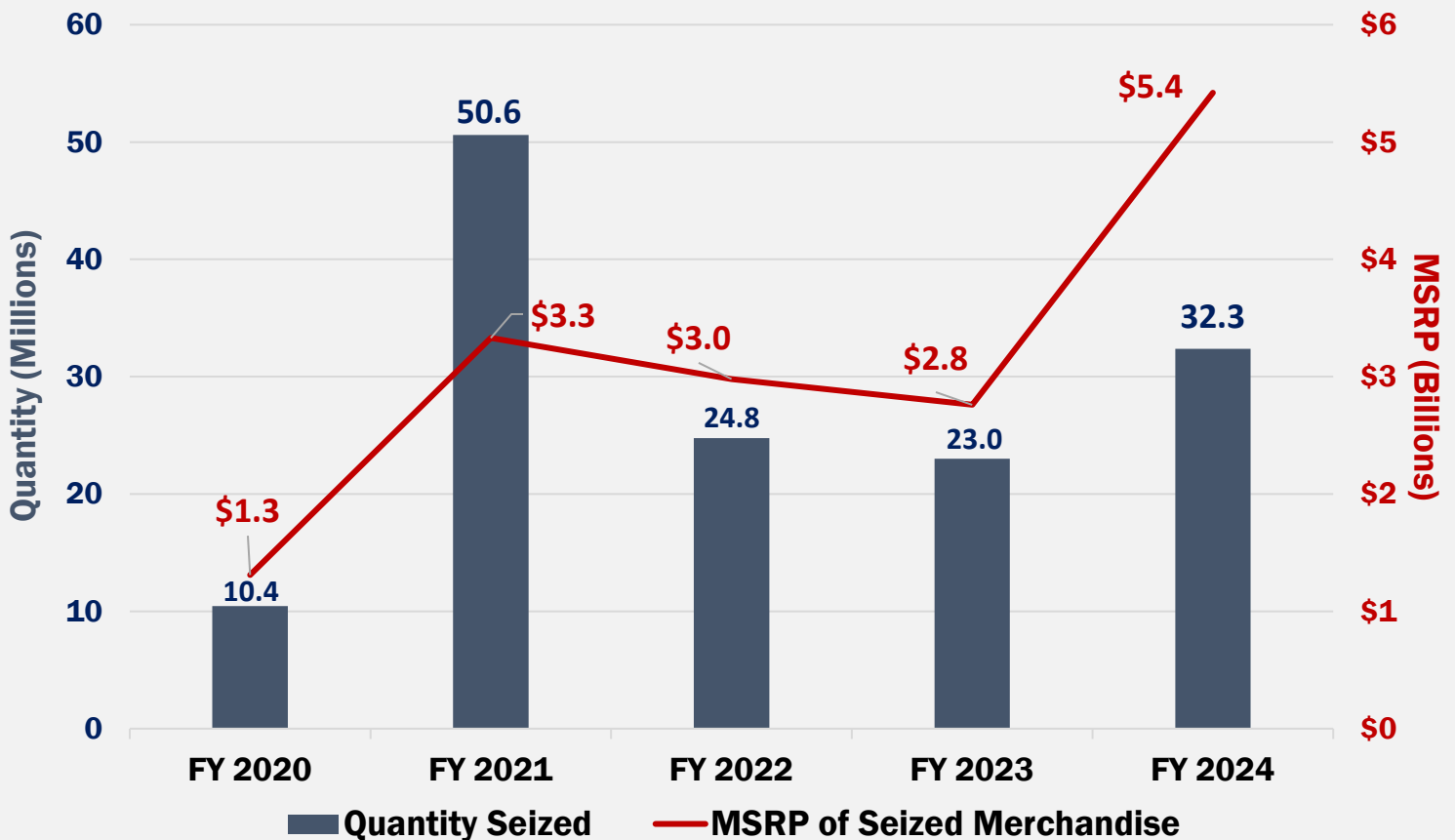
Seizures Over the last 5 Years

U.S. Customs and Border Protection (CBP) is responsible for enforcing trade laws regarding Intellectual Property Rights (IPR) and conducts operations to seize violative merchandise before it enters the United States for public consumption.

From Fiscal Year (FY) 2020 to FY 2024, the total number of goods seized for IPR violations has more than doubled, and the total manufacturer's suggested retail price (MSRP) of these goods has seen an increase of 415%.

In addition to seizure, CBP executed 99,959 alternative enforcement actions, such as abandonment and destruction.

IPR Seizure Quantity and MSRP (FY 2020-2024)





IPR Seizure Statistics



Violative Commodities Seized

For the last three years, the top commodities seized for IPR infringement with the highest total MSRP have been (1) Jewelry, (2) Watches, and (3) Handbags/Wallets.

FY 2024 Top 10 Commodities by MSRP



IPR violative goods threaten American innovation and competitiveness.

Commodities	MSRP
Jewelry	\$1,654,738,737
Watches	\$1,442,665,050
Handbags/Wallets	\$1,086,024,208
Sunglasses	\$414,106,770
Wearing Apparel/Accessories	\$178,985,556
Pharmaceutical Items	\$129,609,308
Footwear	\$127,632,532
Consumer Electronics	\$125,627,440
Perfumes	\$57,346,136
Headgear	\$40,040,596

FY 2024 Top 10 Commodities by Quantity Seized



*IPR violative commodities pose risks to **American citizens** due to health and safety concerns.*

Commodities	Quantity Seized
Handbags/Wallets	5,132,402
Pharmaceuticals	3,743,413
Wearing Apparel	1,043,853
Sunglasses	771,533
Consumer Electronics	727,310
Jewelry	713,036
Footwear	604,553
Perfume	528,036
Personal Care	500,716
Toys	284,826



IPR Seizure Statistics



IPR Violations on a Global Scale

China and Hong Kong are consistently the top two countries for IPR seizures. In FY 2024, seizures from China and Hong Kong accounted for approximately 90% of the total quantity seized.

FY 2024 Top 10 Countries with Highest MSRP



Countries	MSRP
China	\$4,148,899,995
Hong Kong	\$872,341,492
India	\$113,483,181
Philippines	\$38,181,631
Thailand	\$29,149,599
Turkey	\$19,838,243
Singapore	\$17,569,489
Colombia	\$16,709,712
Germany	\$10,808,273
United Arab Emirates	\$10,226,132

FY 2024 Top 10 Countries by Quantity Seized



Countries	Quantity Seized
China	22,472,192
Hong Kong	5,454,876
India	1,712,382
Turkey	207,860
Germany	206,355
Taiwan	111,172
Vietnam	98,401
Oman	89,630
Egypt	83,686
Singapore	73,936













IPR Seizure Statistics



Seizures by Mode of Transportation

The vast majority of IPR seizures continue to take place within the express consignment and mail shipping methods. In FY 2024, 97% of IPR seizures in the cargo environment occurred in the de minimis shipments.

FY 2024 IPR Seizures by Transportation Mode

	Transportation Mode	Quantity	MSRP
	Commercial Vessel	11,719,427	\$2,838,696,175
	Express Consignment	7,264,211	\$1,843,505,407
	Commercial Air	3,999,304	\$295,782,028
	No Transportation Involved	5,069,008	\$226,380,129
	Mail	3,251,489	\$200,893,783
	Rail	267,612	\$6,397,539
	Other	734,361	\$5,094,655
	Commercial Truck	54,438	\$4,481,251
	Auto	2,708	\$697,560
	Pedestrian	224	\$26,862



IPR Seizure Statistics



Health, Safety, and Security Commodities

Counterfeit goods can pose harmful risks to consumers such as illness, injury, and even death. The Top 10 health, safety, and security commodities seized in FY 2024 based on quantity seized were:

1

Pharmaceuticals

3,743,413 items
\$129,609,308 MSRP



2

Sunglasses

771,533 items
\$414,106,770 MSRP



3

Consumer Electronics

727,307 items
\$125,627,439 MSRP



4

Perfumes

528,036 items
\$57,346,136 MSRP



5

Personal Care

500,716 items
\$7,624,679 MSRP



6

Toys

284,826 items
\$7,338,917 MSRP



7

Automotive/Aerospace

231,901 items
\$9,142,252 MSRP



8

Computer/Hardware

89,955 items
\$3,140,576 MSRP



9

Cellphones

70,900 items
\$1,072,704 MSRP



10

Cigarettes

54,312 items
\$6,284,452 MSRP





IPR Seizure Statistics

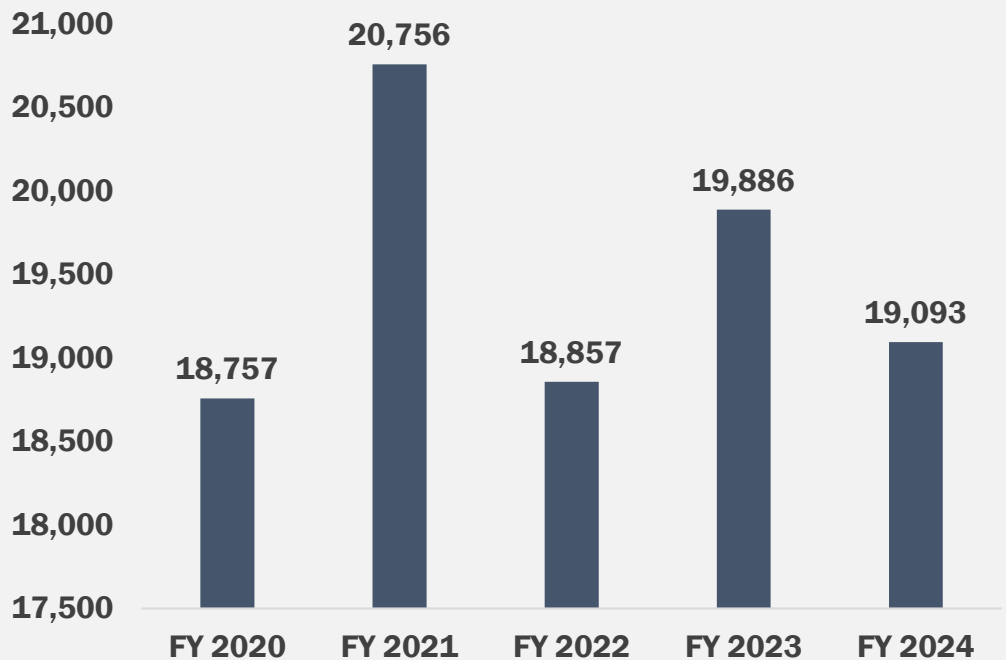


IPR Reporting and Recordation

CBP enforces trademarks and copyrights that have been recorded with CBP for border enforcement through the e-Recordation Program.

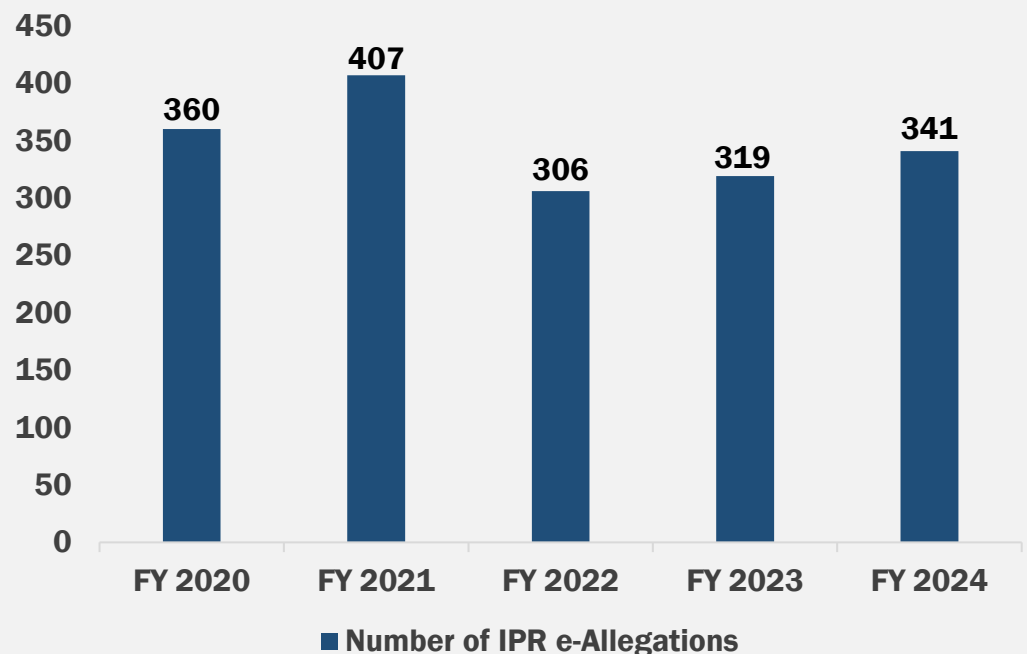
Number of Active Recordations Enforced

CBP's **e-Recordation program** allows IPR holders to record IPR that has been registered with either USPTO or USCO. Recorded IPR can be protected from counterfeits and piratical copyrights.



Number of IPR e-Allegations

CBP's **e-Allegations program** provides an electronic portal for members of the community to report trade violations including IPR trade violations. In FY 2024, IPR represented 21% of all e-Allegations. E-Allegations can be submitted to CBP at: <https://www.cbp.gov/trade/e-allegations>





Points of Contact

Questions?

Guidance on CBP IPR Policy and Programs: The IPR and E-Commerce Division coordinates with rights holders, members of the trade community, CBP staff, other Federal agencies, and foreign governments in developing and implementing the Agency's IPR enforcement strategy, policy, and programs. To contact the IPR Division, email iprhelpdesk@cbp.dhs.gov.

Guidance on CBP's IP Enforcement: The attorney-advisors of the Intellectual Property Enforcement Branch (IPE) of Regulations and Rulings are the agency's technical legal experts regarding IPR enforcement and administer CBP's eRecordation program. IPE educates the trade on IPR enforcement best practices, drafts Informed Compliance Publications, adjudicates petitions for relief, and trains the CBP workforce, partner government agencies, and international partners on IPR border enforcement. To contact IPE with questions, email HQIPRBranch@cbp.dhs.gov.

Guidance on the eRecordation Program: The paralegals of the Intellectual Property Enforcement Branch (IPE) administer CBP's eRecordation program and manage the internal and external facing IPR databases. For questions regarding recordation applications, updates and renewals, changes to your recordation, and/or requests for a presentation on the program and best practices in getting the most enforcement out of your recordation, email IPRRQuestions@cbp.dhs.gov.

Advance Rulings: Ruling requests concerning articles potentially subject to an ITC exclusion order may be submitted to EOEBranch.ITC337.Rulings@cbp.dhs.gov.

e-Allegations: If you are aware of or suspect a company or individual is committing IPR crime, please report trade violations using [CBP's e-Allegations Online Trade Violation Reporting System](#). Trade violations can also be reported by calling **1-800-BE-ALERT**.

National Intellectual Property Rights Coordination Center: To report IPR violations of Intellectual Property Rights, including counterfeiting and piracy, contact the [National IPR Coordination Center](#) or call **1-866-IPR-2060**. The information will be reviewed by IPR Center staff and disseminated for appropriate investigative response and tactical use to IPR Center partners.

