

# Intellectual Property Rights Seizure Statistics



U.S. Customs and  
Border Protection

Fiscal Year 2024

**Disclaimer:** The information contained in this report does not constitute the official trade statistics of the United States. The statistics, and the projections based upon those statistics, are not intended to be used for economic analysis, and are provided for the purpose of establishing U.S. Department of Homeland Security workload



# IPR Seizure Statistics



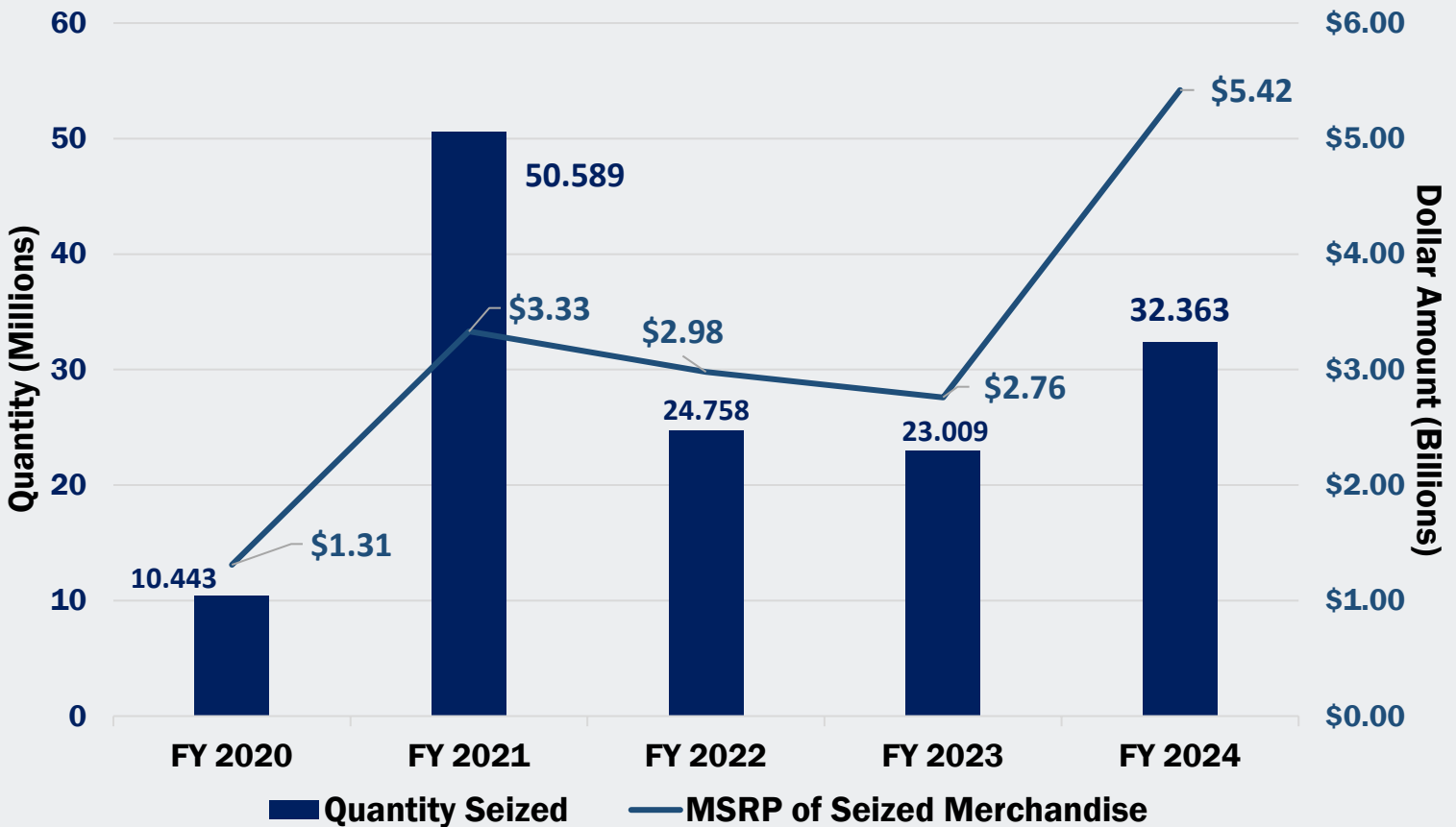
## IPR Seizures Over the last 5 Years

U.S. Customs and Border Protection (CBP) is responsible for enforcing trade laws regarding Intellectual Property Rights (IPR) and conducts operations to seize violative merchandise before it enters the U.S. for public consumption.

From FY 2020 to FY 2024, the total number of goods seized for IPR violations has more than doubled, and the total manufacturer's suggested retail price (MSRP) of goods seized for IPR violations compared to FY 2023 has increased by 95% in FY 2024.

In addition to seizure, CBP executed 99,959 alternative enforcement actions, such as abandonment and destruction.

### IPR Seizure Quantity and MSRP (FY 2020-2024)





# IPR Seizure Statistics



## IPR Violative Commodities Seized

For the last three years, the top commodities seized for IPR infringement with the highest MSRP have been **(1) Jewelry, (2) Watches, and (3) Handbag/Wallets.**

### FY 2024 Top 10 Commodities by MSRP



*IPR violative goods threaten American innovation and competitiveness.*

Commodities	MSRP
<b>Jewelry</b>	\$1,654,738,737
<b>Watches</b>	\$1,442,665,050
<b>Handbags/Wallets</b>	\$1,086,024,208
<b>Sunglasses</b>	\$414,106,770
<b>Wearing Apparel/Accessories</b>	\$178,985,556
<b>Pharmaceutical Items</b>	\$129,609,308
<b>Footwear</b>	\$127,632,532
<b>Consumer Electronics</b>	\$125,627,440
<b>Perfumes</b>	\$57,346,136
<b>Headgear</b>	\$40,040,596
<b>All Other Commodities</b>	\$165,179,057

### FY 2024 Top 10 Commodities by Quantity Seized



*IPR violative commodities pose risks to **American citizens** due to health and safety concerns.*

Commodities	Quantity Seized
<b>Handbags/Wallets</b>	5,132,402
<b>Pharmaceuticals</b>	3,743,413
<b>Wearing Apparel</b>	1,043,853
<b>Sunglasses</b>	771,533
<b>Consumer Electronics</b>	727,310
<b>Jewelry</b>	713,036
<b>Footwear</b>	604,553
<b>Perfume</b>	528,036
<b>Personal Care</b>	500,716
<b>Toys</b>	284,826
<b>All Other Commodities</b>	18,313,128



# IPR Seizure Statistics



## IPR Violations on a Global Scale

China and Hong Kong are consistently the top two countries for IPR seizures. In FY 2024 , seizures from China and Hong Kong accounted for approximately 90% of the total quantity seized.

### FY 2024 Top 10 Countries with Highest MSRP



Countries	MSRP
China	\$4,148,899,995
Hong Kong	\$872,341,492
India	\$113,483,181
Philippines	\$38,181,631
Thailand	\$29,149,599
Turkey	\$19,838,243
Singapore	\$17,569,489
Colombia	\$16,709,712
Germany	\$10,808,273
United Arab Emirates	\$10,226,132

### FY 2024 Top 10 Countries by Quantity Seized



Countries	Quantity Seized
China	22,472,192
Hong Kong	5,454,876
India	1,712,382
Turkey	207,860
Germany	206,355
Taiwan	111,172
Vietnam	98,401
Oman	89,630
Egypt	83,686
Singapore	73,936



# IPR Seizure Statistics



## IPR Seizures by Mode of Transportation

The vast majority of IPR seizures continue to take place within the express consignment and mail shipping methods. In FY 2024, 97% of IPR seizures in the cargo environment occurred in the de minimis shipments.

### FY 2024 IPR Seizures by Transportation Mode

Transportation Mode	Quantity	MSRP	
Commercial Vessel	11,719,427	\$2,838,696,175	
Express Consignment	7,264,211	\$1,843,505,407	
Commercial Air	3,999,304	\$295,782,028	
No Transportation Involved	5,069,008	\$226,380,129	
Mail	3,251,489	\$200,893,783	
Rail	267,612	\$6,397,539	
Other	734,361	\$5,094,655	
Commercial Truck	54,438	\$4,481,251	
Auto	2,708	\$697,560	
Pedestrian	224	\$26,862	



# IPR Seizure Statistics



## Health, Safety, and Security Commodities

Counterfeit commodities can pose harmful risks to consumers such as illness, injury, and possibly even death. See below the top health, safety, and security commodities seized in FY 2024 based on quantity seized and MSRP value:

1

### Pharmaceuticals

3,743,413 items seized  
\$129,609,308 MSRP



2

### Sunglasses

771,533 items seized  
\$414,106,770 MSRP



3

### Consumer Electronics

727,307 items seized  
\$125,627,439 MSRP



4

### Perfumes

528,036 items seized  
\$57,346,136 MSRP



5

### Personal Care Items

500,716 items seized  
\$7,624,679 MSRP



6

### Toys

284,826 items seized  
\$7,338,917 MSRP



7

### Automotive/Aerospace

231,901 items seized  
\$9,142,252 MSRP



8

### Computer/Hardware

89,955 items seized  
\$3,140,576 MSRP



9

### Cellphones

70,900 items seized  
\$1,072,704 MSRP



10

### Cigarettes

54,312 items seized  
\$6,284,452







# IPR Seizure Statistics

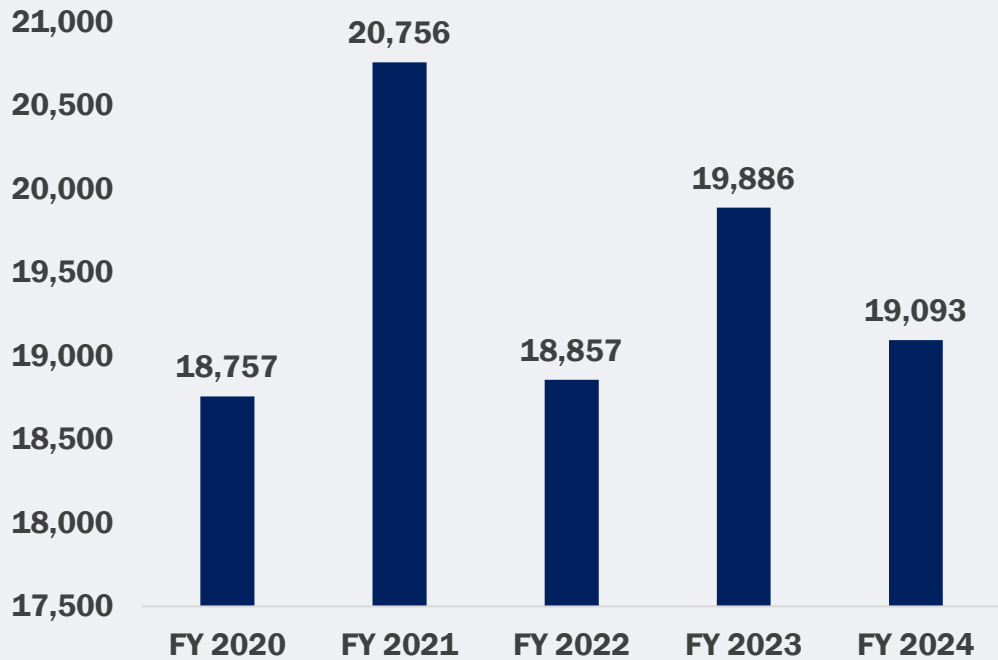


## IPR Reporting and Recordation

CBP prioritizes enforcement of those trademark and copyrights that have been recorded with CBP for border enforcement through the e-Recordation Program.

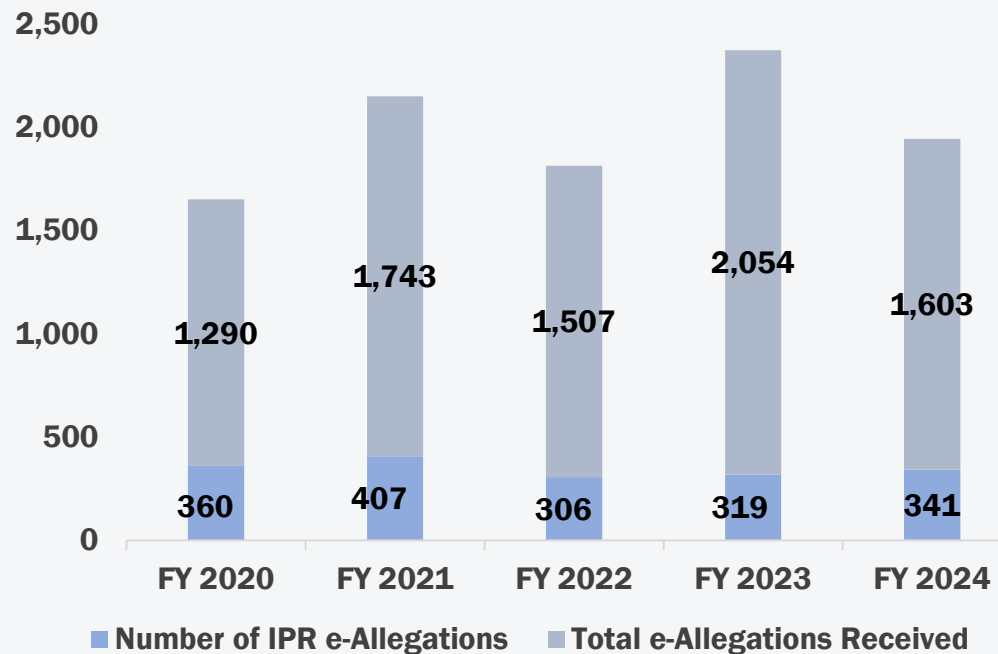
### Number of Active Recordations CBP Enforces

CBP's **e-Recordation program** allows IPR holders to record IPR that has been registered with either USPTO or USCO. Recorded IPR can be protected from counterfeits and piratical copyrights.



### Number of IPR e-Allegations

CBP's **e-Allegations program** provides an electronic portal to report various types of trade violations. IPR trade violations account for a large portion of the total allegations received through this program.





# Points of Contact

## Questions?

**Guidance on CBP IPR Policy and Programs:** The IPR and E-Commerce Division coordinates with rights holders, members of the trade community, CBP staff, other Federal agencies, and foreign governments in developing and implementing the Agency's IPR enforcement strategy, policy, and programs. To contact the IPR Division, email [iprhelppdesk@cbp.dhs.gov](mailto:iprhelppdesk@cbp.dhs.gov).

**Contact the IP Enforcement Branch, Regulations & Rulings:** For questions about CBP's IP enforcement regime, contact Regulations and Rulings (RR) at [hqiprbranch@cbp.dhs.gov](mailto:hqiprbranch@cbp.dhs.gov).

**E-Recordation:** For information concerning the e-Recordation program, contact [iprrquestions@cbp.dhs.gov](mailto:iprrquestions@cbp.dhs.gov).

**Advance Rulings:** Ruling requests concerning articles potentially subject to an ITC exclusion order may be submitted to [EOEBbranch.ITC337.Rulings@cbp.dhs.gov](mailto:EOEBbranch.ITC337.Rulings@cbp.dhs.gov).

**e-Allegations:** If you are aware of or suspect a company or individual is committing IPR crime, please report the trade violations using [CBP's e-Allegations Online Trade Violation Reporting System](#). Trade violations can also be reported by calling **1-800-BE-ALERT**.

**National Intellectual Property Rights Coordination Center:** To report violations of Intellectual Property Rights, including counterfeiting and piracy, contact the [National IPR Coordination Center](#) or call **1-866-IPR-2060**.

