



# Modernized ACE Portal

Carrier Ocean Conveyance (Vessel)

*July 2023*



U.S. Customs and  
Border Protection





## TABLE OF CONTENTS

<b>Topic 1: Locate Conveyance Records</b> .....	<b>2</b>
<b>Topic 2: Search and View Related Ocean Conveyances</b> .....	<b>4</b>
<b>Topic 3: Add, Download, and Remove an Ocean Conveyance Vessel</b> .....	<b>7</b>
<b>Topic 4: Bulk Upload Using the Conveyance Template</b> .....	<b>10</b>
<b>Topic 5: View Conveyance Vessel History</b> .....	<b>12</b>






## TOPIC 1: LOCATE CONVEYANCE RECORDS

### INTRODUCTION

To locate conveyance vessel records you must be in the **Carrier** account type view in the Modernized Ace Portal.

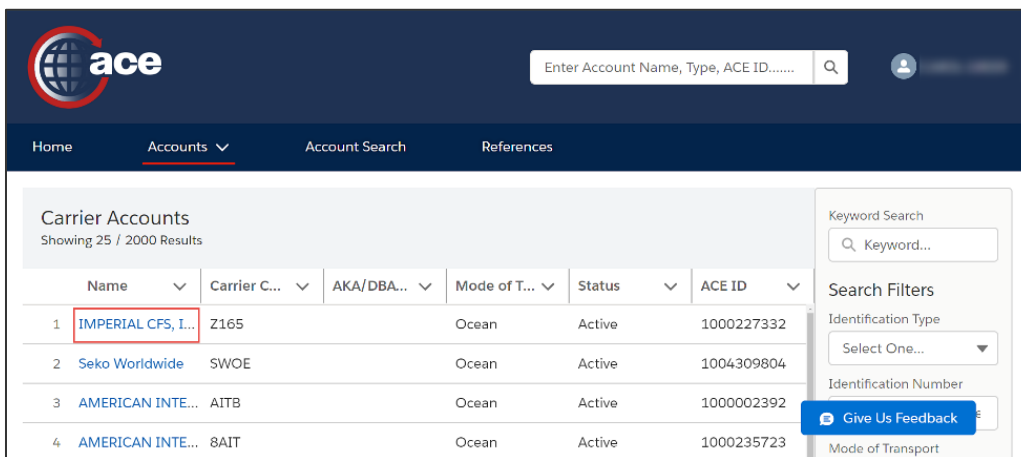
### ACCESS CONVEYANCE RECORDS

1. In the **Accounts** tab, select the **Carrier** account type from the drop-down menu.



All accounts for the Carrier account type display.

2. In the accounts page, in the **Account Name** column, select an account hyperlink.



The account details page and **Details** tab displays.

3. In the **Account Name** pane, select the **Conveyances** tab.





Account Name  
**IMPERIAL CFS, INC** Manifest Trade In-Bond

Record Type Name Carrier	ACE ID 1000227332	SCAC Z165	Mode of Transport Ocean	Status Active
-----------------------------	----------------------	--------------	----------------------------	------------------

**Details** | Contacts | Addresses | Bonds | Drivers/Crew | Consignees | **Conveyances** | Former Conveyances | More

▼ Carrier Information

Carrier Name IMPERIAL CFS, INC	Carrier Indicator NVOCC-N <input type="checkbox"/>
ACE ID 1000227332	Automated? Yes
Taxpayer ID Type	Taxpayer ID
Mode of Transport Ocean	SCAC Issued By
SCAC Z165	U.S. Dot Number
Status	Mode Designation
	Input Format
	In-Bond Paperless Switch

[Give Us Feedback](#)

The **Related Ocean Conveyances** pane displays.

Account Name  
**ACE OCEAN TEST CARRIER** Manifest Trade In-Bond

Record Type Name Carrier	ACE ID 1000103679	SCAC XXXX	Mode of Transport Ocean	Status Active
-----------------------------	----------------------	--------------	----------------------------	------------------

Details | Contacts | Addresses | Bonds | Drivers/Crew | Consignees | **Conveyances** | Former Conveyances | More

**Related Ocean Conveyances**

0 Records • Sorted By Vessel Code

Vessel  [Search](#)

[Bulk Upload](#) | [Download All](#) | [View Uploads](#) | [Add Ocean Conveyance](#)

Vessel Code ↑	Vessel Name ↓	Flag of Registry ↓	Former Vesse... ↓	Effective Start Date	Effective End Date
---------------	---------------	--------------------	-------------------	----------------------	--------------------





## TOPIC 2: SEARCH AND VIEW RELATED OCEAN CONVEYANCES

### INTRODUCTION

You can search and view related ocean conveyances records in the Modernized ACE Portal.

### SEARCH RELATED OCEAN CONVEYANCES

1. In the **Related Ocean Conveyances** pane:
  - a. In the **Vessel** field, type the *vessel name* or *code*.
  - b. Select the **Search** button.

Account Name  
ACE OCEAN TEST CARRIER Manifest Trade In-Bond

Record Type Name	ACE ID	SCAC	Mode of Transport	Status
Carrier	1000103679	XXXX	Ocean	Active

Details Contacts Addresses Bonds Drivers/Crew Consignees **Conveyances** Former Conveyances More

Related Ocean Conveyances  
0 Records · Sorted By Vessel Code

Vessel  Search

Bulk Upload Download All View Uploads Add Ocean Conveyance

Vessel Code ↑	Vessel Name ↓	Flag of Registry ↓	Former Vesse... ↓	Effective Start Date	Effective End Date
---------------	---------------	--------------------	-------------------	----------------------	--------------------

The Related Ocean Conveyances displays.

### VIEW RELATED OCEAN CONVEYANCES UPLOADS

1. In the **Related Ocean Conveyances** pane, select the **View Uploads** button.

Account Name  
ACE OCEAN TEST CARRIER Manifest Trade In-Bond

Record Type Name	ACE ID	SCAC	Mode of Transport	Status
Carrier	1000103679	XXXX	Ocean	Active

Details Contacts Addresses Bonds Drivers/Crew Consignees **Conveyances** Former Conveyances More

Related Ocean Conveyances  
0 Records · Sorted By Vessel Code

Vessel  Search

Bulk Upload Download All View Uploads Add Ocean Conveyance

Vessel Code ↑	Vessel Name ↓	Flag of Registry ↓	Former Vesse... ↓	Effective Start Date	Effective End Date
---------------	---------------	--------------------	-------------------	----------------------	--------------------

The **Submissions Upload History** pane displays.

2. In the **Submissions Upload History** pane, select the **Batch Sequence #** hyperlink.

Submissions Upload History Refresh

4 Records · Sorted By ACE\_Submitted\_Date\_Time...c

Batch Sequence #	File Name	Submit Date/Time	Status	# of Successes	# of Errors	Submitted By
1 <a href="#">0000000014</a>	ACEP_OceanConveyanc...	6/28/2023, 09:33 AM	Error	45	3	ryan.p.hubert@associat...
2 <a href="#">0000000013</a>	ACEP_OceanConveyanc...	6/28/2023, 09:32 AM	Error	0	48	ryan.p.hubert@associat...
3 <a href="#">0000000012</a>	ACEP_OceanConveyanc...	6/28/2023, 09:22 AM	Error	0	48	ryan.p.hubert@associat...
4 <a href="#">0000000011</a>	ACEP_OceanConveyanc...	6/28/2023, 09:19 AM	Error	0	48	ryan.p.hubert@associat...





The Details pane displays.

Details	
Bulk Job Name AEB-000000014	Filename ACEP_OceanConveyanceUploadTemplate june28.csv
Type oceanconveyance	Number of Successes 45
Account <a href="#">Ocean11</a>	Number of Warnings 0
Submitted By 	Number of Errors 3
Submitted Date/Time 6/28/2023, 9:33 AM	Purge Date
Status Error	Output 8139920 Ryan June 13 - 500 : Service Failed - Duplicate vessel code 8139962 Endurance - 500 : Service Failed - Duplicate vessel code 8139970 Endurance 6 - 500 : Service Failed - Duplicate vessel code
Description	
Created By , 6/28/2023, 9:33 AM	Last Modified By , 6/28/2023, 9:34 AM

[Give Us Feedback](#)



**NOTE:** This view gives the user a complete view such as Account hyperlink, Submitted Date/Time, Submitted By, Status, Number of Successes, Number of Warnings, Number of Errors and Output details. The Created By and Last Modified By fields are automatically generated in the system.

- If applicable, select the **Account** hyperlink to return to the **Carrier** account type pane.

Account Name Ocean11				
Record Type Name Carrier	ACE ID 0000258560	SCAC 3416	Mode of Transport Ocean	Status Active
<p><b>Details</b>   Contacts   Addresses   Bonds   Drivers/Crew   Consignees   Conveyances   Former Conveyances   More</p> <p>▼ Carrier Information</p>				
Carrier Name Ocean11	ACE ID 0000258560	Taxpayer ID Type	Carrier Indicator NVOCC-N <input type="checkbox"/>	Automated? Yes
Mode of Transport Ocean	SCAC 3416	Status Active	SCAC Issued By CBP	Taxpayer ID
In-Bond NBR Prefix	Date Created	Mode Designation	U.S. Dot Number 3144	Cargo Release Notification In-B
			Input Format EDI	

[Give Us Feedback](#)

The Carrier record type displays.





## VIEW RELATED FORMER OCEAN CONVEYANCES

1. In the **Account Name** pane, select the **Former Conveyances** tab.

Account Name  
ACE OCEAN TEST CARRIER Manifest Trade In-Bond

Record Type Name	ACE ID	SCAC	Mode of Transport	Status
Carrier	1000103679	XXXA	Ocean	Active

Details   Contacts   Addresses   Bonds   Drivers/Crew   Consignees   Conveyances   **Former Conveyances**   More

Related Former Ocean Conveyances Vessel  
0 Records - Sorted By Vessel Code  Search ↻

Vessel Code ↑	Vessel Name	Flag of Registry	Former Vessel ...	Effective Start Date	Effective End Date
---------------	-------------	------------------	-------------------	----------------------	--------------------

2. If applicable, in the **Related Former Ocean Conveyances** pane:
  - a. In the **Vessel** field, type the *vessel name* or *complete code*.
  - b. Select the **Search** button.

Account Name  
Ocean11

Record Type Name	ACE ID	SCAC	Mode of Transport	Status
Carrier	0000258560	3416	Ocean	Active

Details   Contacts   Addresses   Bonds   Drivers/Crew   Consignees   Conveyances   **Former Conveyances**   More

Related Former Ocean Conveyances Vessel  
1 Records - Sorted By Vessel Code  Search ↻

Vessel Code ↑	Vessel Name	Flag of Registry	Former Vessel ...	Effective Start Date	Effective End Date
1	8139965	Endurance 1	United States	06/7/2023	07/6/2023

The Related Former Ocean Conveyances displays.





## TOPIC 3: ADD, DOWNLOAD, AND REMOVE AN OCEAN CONVEYANCE VESSEL

### INTRODUCTION

You can create an individual ocean conveyance in the Modernized ACE Portal. Once created, you can download or remove the ocean conveyance.

### ADD A NEW OCEAN CONVEYANCE VESSEL

1. In the **Conveyances** pane, select the **Add Ocean Conveyance** button.

Account Name  
ACE OCEAN TEST CARRIER Manifest Trade In-Bond

Record Type Name	ACE ID	SCAC	Mode of Transport	Status
Carrier	1000103679	XXXA	Ocean	Active

Details Contacts Addresses Bonds Drivers/Crew Consignees **Conveyances** Former Conveyances More

Related Ocean Conveyances  
0 Records - Sorted By Vessel Code

Vessel  Search

Bulk Upload Download All View Uploads Add Ocean Conveyance

Vessel Code ↑	Vessel Name ↓	Flag of Registry ↓	Former Vesse... ↓	Effective Start Date	Effective End Date
---------------	---------------	--------------------	-------------------	----------------------	--------------------

2. In the **Create a New Ocean Conveyance** pane, in the **Conveyance Information** section:
  - a. In the **\*Vessel Code** field, type a *vessel code*.
  - b. In the **\*Vessel Name** field, type a *vessel name*.
  - c. In the **\*Vessel Owner** field, type a *vessel owner*.
  - d. In the **\*Effective Start Date** field, type a *date* or select a date from the calendar.
  - e. In the **\*Flag of Registry** drop-down menu, select an option.

Create a New Ocean Conveyance  
Ocean Conveyance Details (step 1 of 1)

▼ Conveyance Information

\*Vessel Code  \*Vessel Name

\*Vessel Owner  \*Effective Start Date

Effective End Date

Official Number

\*Flag of Registry  
Select an Option ▼

Call Sign

▼ Conveyance Specification

\*Vessel Type  \*Draft Value  \*Draft

\*Gross Tonnage  \*Net Tonnage

3. In the **Conveyance Specification** section:
  - f. In the **\*Vessel Type** drop-down menu, select an option.







- g. In the **\*Draft Value** field, type a *value*.
- h. In the **\*Draft** drop-down menu, select an option.
- i. In the **\*Gross Tonnage** field, type a *value*.
- j. In the **\*Net Tonnage** field, type a *value*.
- k. If applicable, complete other fields.
- l. Select the **Save** button.

Create a New Ocean Conveyance  
Ocean Conveyance Details (step 1 of 1)

Effective End Date <input style="width: 90%;" type="text"/>	*Flag of Registry United States <span style="float: right;">▼</span>
Official Number <input style="width: 90%;" type="text"/>	Call Sign <input style="width: 90%;" type="text"/>
<div style="display: flex; justify-content: space-between;"> <div style="width: 45%;"> <p>▼ Conveyance Specification</p> <p>*Vessel Type <input style="width: 90%;" type="text" value="Select an Option"/></p> <p>*Gross Tonnage <input style="width: 90%;" type="text"/></p> <p>Rig <input style="width: 90%;" type="text"/></p> <p>Country Built In <input style="width: 90%;" type="text" value="Select an Option"/></p> </div> <div style="width: 45%;"> <p>*Draft Value <input style="width: 90%;" type="text"/></p> <p>*Net Tonnage <input style="width: 90%;" type="text"/></p> <p>Operation Country <input style="width: 90%;" type="text" value="Select an Option"/></p> <p>Year Built <input style="width: 90%;" type="text"/></p> </div> </div>	
<span style="margin-right: 20px;">&lt; Back</span> <span style="margin-right: 20px; border: 1px solid red; padding: 2px;">Cancel</span> <span style="margin-right: 20px; border: 1px solid red; padding: 2px;">Save</span> <span>Next &gt;</span>	

The **Account Successfully Created** message displays.



## DOWNLOAD AN OCEAN CONVEYANCE

1. In the **Conveyances** tab, select the **Download All** button.

Details
Contacts
Addresses
Bonds
Drivers/Crew
Consignees
Conveyances
Former Conveyances
More

Related Ocean Conveyances

0 Records • Sorted By Vessel Code

Vessel

Search ↻

Bulk Upload
Download All
View Uploads
Add Ocean Conveyance

Vessel Code ↑	Vessel Name ▼	Flag of Registry ▼	Former Vesse...	Effective Start Date	Effective End Date
---------------	---------------	--------------------	-----------------	----------------------	--------------------

The document automatically downloads locally to the user's Downloads subdirectory.

2. Select the document in your local **Downloads** folder to review.

## REMOVE AN OCEAN CONVEYANCE

1. In the **Related Ocean Conveyances** list:
  - a. To the far right of the specific **vessel code**, select the down arrow.
  - b. Select the **Remove Ocean Conveyance** button.





Details Contacts Addresses Bonds Drivers/Crew Consignees **Conveyances** Former Conveyances Equipment IR #'s More

Related Ocean Conveyances  
45 Records • Sorted By Vessel Code

Vessel  Search

	Vessel Code ↑	Vessel Name	Flag of Registry	Former Vessel Name	Effective Start Date	Effective End Date
2	8139967	Endurance 3	United States		06/9/2023	
3	8139968	Endurance 4	United States		06/10/2023	
4	8139969	Endurance 5	United States		06/11/2023	
5	8139971	Endurance 7	United States		06/13/2023	
6	8139972	Endurance 8	United States		06/14/2023	
7	8139973	Endurance 9	United States		06/15/2023	

The confirm Remove Ocean Conveyance dialog box displays.

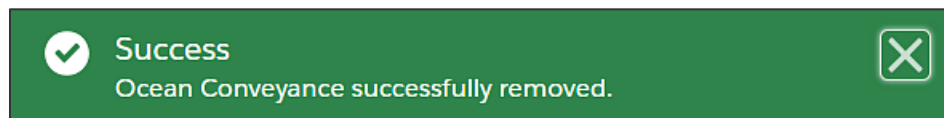
2. Select the **Remove Ocean Conveyance** button.

**Confirm**

Are you sure you want to remove this Ocean Conveyance?

The confirm Dialog box displays.

3. Select the **OK** button to remove the Ocean Conveyance.



The Ocean Conveyance successfully removed message displays.





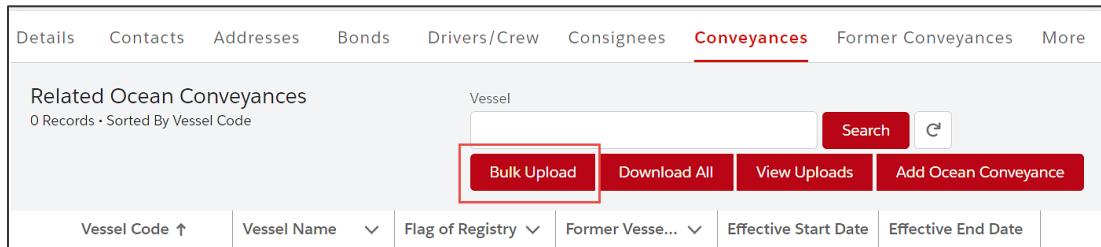
## TOPIC 4: BULK UPLOAD USING THE CONVEYANCE TEMPLATE

### INTRODUCTION

You can create multiple ocean conveyances in the Modernized ACE Portal with the bulk upload feature.

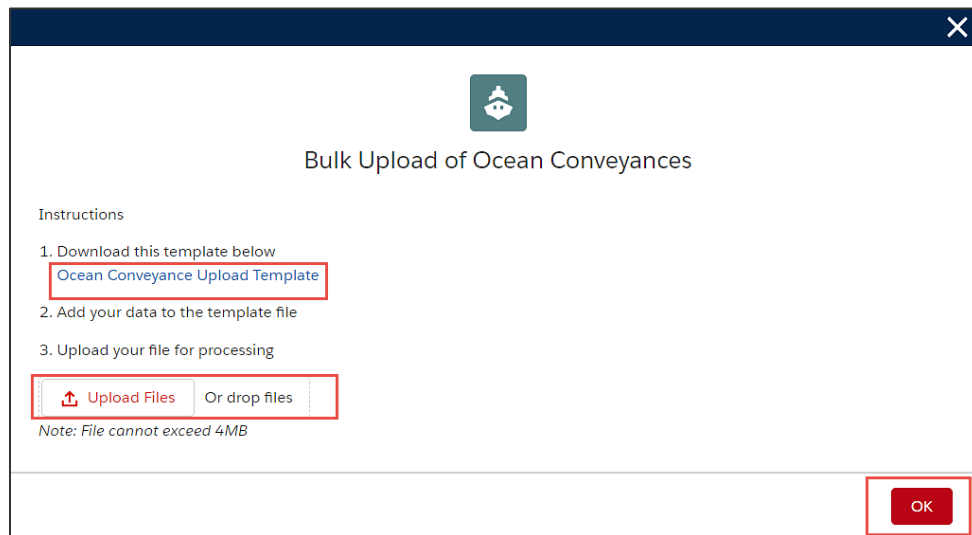
### BULK UPLOAD USING THE CONVEYANCE TEMPLATE

1. In the **Conveyances** tab, select the **Bulk Upload** button.



The **Bulk Upload of Ocean Conveyances** pane displays.

2. In the **Bulk Upload of Ocean Conveyances** pane:
  - a. Select the **Ocean Conveyances Upload Template** hyperlink.



The document automatically downloads locally to the user's Downloads subdirectory.

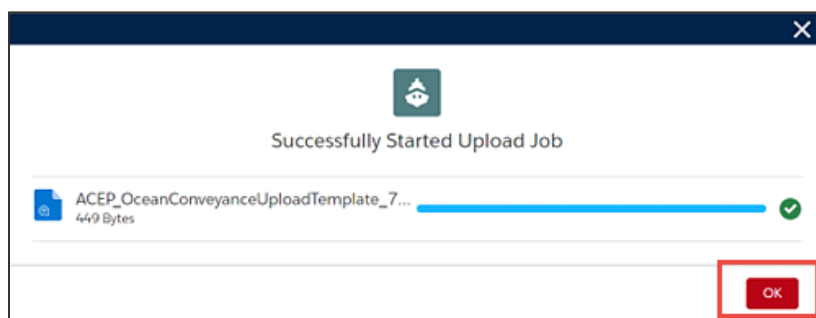
- b. Update and save the template file with the ocean conveyance data.
- c. Select the **Upload Files** button.
- d. In the **Open** dialog box, locate and select the template file to upload.
- e. Select the **Open** button.



**TIP:** You can drag and drop the selected template file to the **Or drop files** button.

The **Upload Files** dialog box displays the progress of the file upload.





- f. Select the **OK** button when the upload is complete.  
The uploaded document displays in the **View Uploads** pane.





## TOPIC 5: VIEW CONVEYANCE VESSEL HISTORY

### INTRODUCTION

You can view ocean conveyances, former vessel name and former vessel owner change history records in the Modernized ACE Portal.

### VIEW OCEAN CONVEYANCE HISTORY

1. In the **Conveyances** tab:
  - a. Select the **Vessel Code** hyperlink in the **Vessel Code** column.
  - b. In the **Details** pane, review the **Conveyance History** section.

Created By	Created At	Created On
[Redacted]	12:33:41 PM	6/28/2023
Changed By	Changed At	Changed On
[Redacted]	[Redacted]	[Redacted]

2. Select the **Former Vessel Names** tab to view **Former Vessel Name** change history.

Vessel Code	Former Vessel Name	Date of Change	SCAC
-------------	--------------------	----------------	------

The **Former Vessel Names Change History** pane displays.

3. Select the **Former Vessel Owners** tab to view **Former Vessel Owner** change history.





Vessel Name  
Endurance 2

Vessel Code: 8139966      Fleet ACE ID: 000000952      Vessel Type:

Details    Former Vessel Names    **Former Vessel Owners**

Change History  
0 Records - Sorted By Date of Change

Start Date: Jun 12, 2023      End Date: Jul 12, 2023      [Refresh]

Showing Past 30 Days Only

Vessel Code	Former Owner Name	Date of Change	SCAC
-------------	-------------------	----------------	------

The Former Vessel Owners Change History pane displays.

